

OPEN SPACE

Catalogue vol. 6





CONTACT DETAILS We are happy to help.

GERMANY

RUD Ketten
 Rieger & Dietz GmbH & Co. KG
 Friedensinsel, 73432 Aalen,
 Germany
 Tel. +49 7361 504-0
 Fax +49 7361 504-3644
objekteinrichtung@erlau.com
www.erlau.com
www.shop.erlau.com

AUSTRIA

ERLAU in Österreich GmbH
 Pfongauer Straße 67
 5202 Neumarkt, Austria
 Tel. +43 6216 9000
 Fax: +43 6216 9000-88
info@erlau.at
www.erlau.at

SWITZERLAND

ERLAU Schweiz AG
 Florastrasse 14
 8610 Uster, Switzerland
 Tel. +41 43 466 94 58

info@erlau.ch
www.erlau.com

ITALY

SEDO
 Julius-Durst 66
 39042 Brixen (BZ), Südtirol
 Tel. +39 0472 971141
 Fax: +39 0472 201148
info@sedo-bz.com
www.sedo-bz.com

SUSTAINABLE DESIGN & QUALITY since 1828.

Step into the world of Erlau, where passion and design merge, and quality is a way of life. This catalogue is your ticket to an inspiring journey that will awaken your curiosity and let your creativity take flight.

At Erlau, we are more than just a provider of outdoor furnishings; we are your partner – for architects, planners, and doers who turn ideas into reality! Our passion for design is reflected in each and every one of our products. Every detail is created with devotion, to turn your outdoor space into something truly unique.

Our products impress not only through their design, but also through their consistent availability, effortless assembly, and outstanding quality. We make it simple for you to turn your creative visions into reality.

Our mission is to create social meeting points – places where people can get together, exchange ideas, and experience community. In a world where trust, solidarity, modern forms of work and mobility are equally important, we offer comprehensive and sustainable solutions for urban spaces.

Sustainability is an essential building block of our DNA. We have stood for German engineering and quality since 1828. This pride is reflected in all of our products and services. As a family company now led by its fifth generation, we are continuing this tradition and commitment to quality.

Our understanding of sustainability is reflected in our exclusive use of castor oil surfaces, and in our commitment to using renewable energy at our main plant. Our voluntary environmental certification underscores this commitment.

We believe that affordable sustainability is the key. Our modular products ensure you always select the most affordable and sustainable solution. You can maintain and replace your products over the years, saving money without impacting the environment.

We believe good designs for outdoor spaces should be timeless, and we create our products accordingly. In this catalogue, we are introducing the new OLYMPIA LUNA product line, which embodies flexibility in form, function and material. Be inspired by our example arrangements – the ideal design object for your project. Our comprehensive range of products for safe and beautiful bicycle storage reflects Erlau's focus on the development of mobility in the urban area.

We are prepared to work alongside you, advise you, and develop sustainable design solutions together. ERLAU is your reliable and dynamic partner on your journey to design a sustainable future. Welcome to the brand that embodies perfect design and perfect quality.

On behalf of the Rieger family and the ERLAU team





OUR RANGE OF PRODUCTS

ERLAU GENERAL	P. 6
---------------	------

SEATING GROUPS	P. 18
----------------	-------

CONCRETE FURNITURE	P. 44
--------------------	-------

BENCHES	P. 50
---------	-------

TABLES	P. 98
--------	-------

SEAT-TABLE COMBINATIONS	P. 120
-------------------------	--------

CHAIRS	P. 132
--------	--------

SUN LOUNGERS	P. 138
--------------	--------

PATIO FURNITURE	P. 150
-----------------	--------

BICYCLE PARKING SYSTEMS	P. 156
-------------------------	--------

WASTE CONTAINERS & ASH TRAYS	P. 182
------------------------------	--------

DOG TOILETS	P. 194
-------------	--------

SPARE PARTS	P. 200
-------------	--------

MATERIALS AND INFORMATION	P. 212
---------------------------	--------

WHAT DOES OPEN SPACE MEAN TO US?

FREEDOM

In a world full of restrictions and regulations, our furniture offers a sense of freedom and independence and creates unlimited creative freedom.

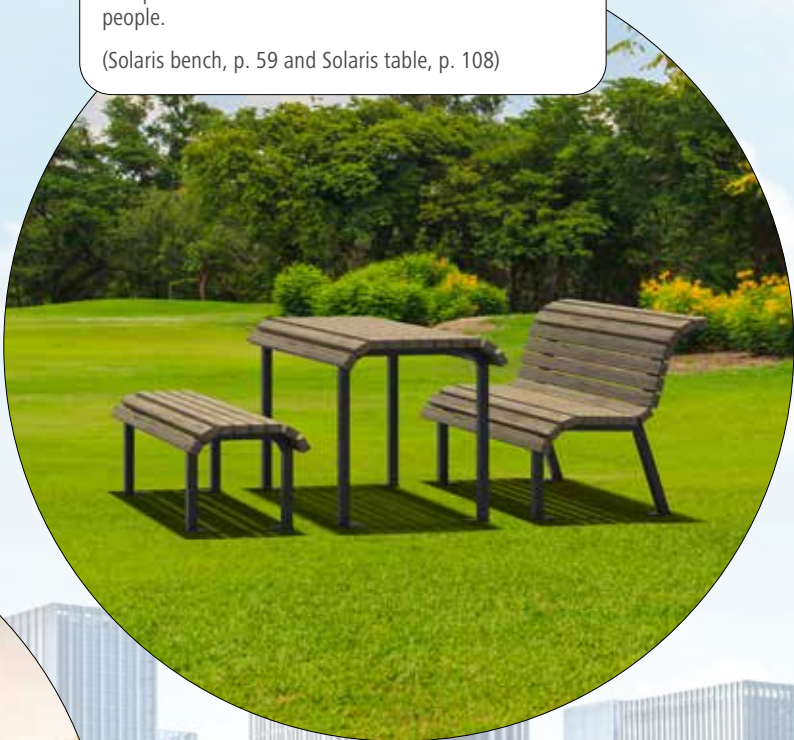
(Olympia Luna seating group from page 20)



COMMUNICATION

Our outdoor furniture not only invites you to relax, but also promotes communication and interaction between people.

(Solaris bench, p. 59 and Solaris table, p. 108)



SUSTAINABILITY


With our outdoor furniture, you invest not only in quality, but also in a sustainable future for future generations.

(Siesta bench, p. 60 and Siesta bicycle racks, p. 170)

RELAXATION

Immerse yourself in a world of peace and relaxation and leave the hustle and bustle of the city behind you.

(Solaris lounger, p. 140)



SAFETY

From robust materials to smart designs, our outdoor furniture stands for safety in every aspect.

(Pedalo series bicycle stand, p. 178)



MOBILITY

Freedom of movement is a fundamental need in any city. Erlau has the right solutions.

(Pedalo bicycle box, from p. 158)



CLEANLINESS

A well-kept cityscape is crucial for the well-being and attractiveness of an urban space.

(Vasura waste container, p. 186 and Harmony wall support, p. 92)



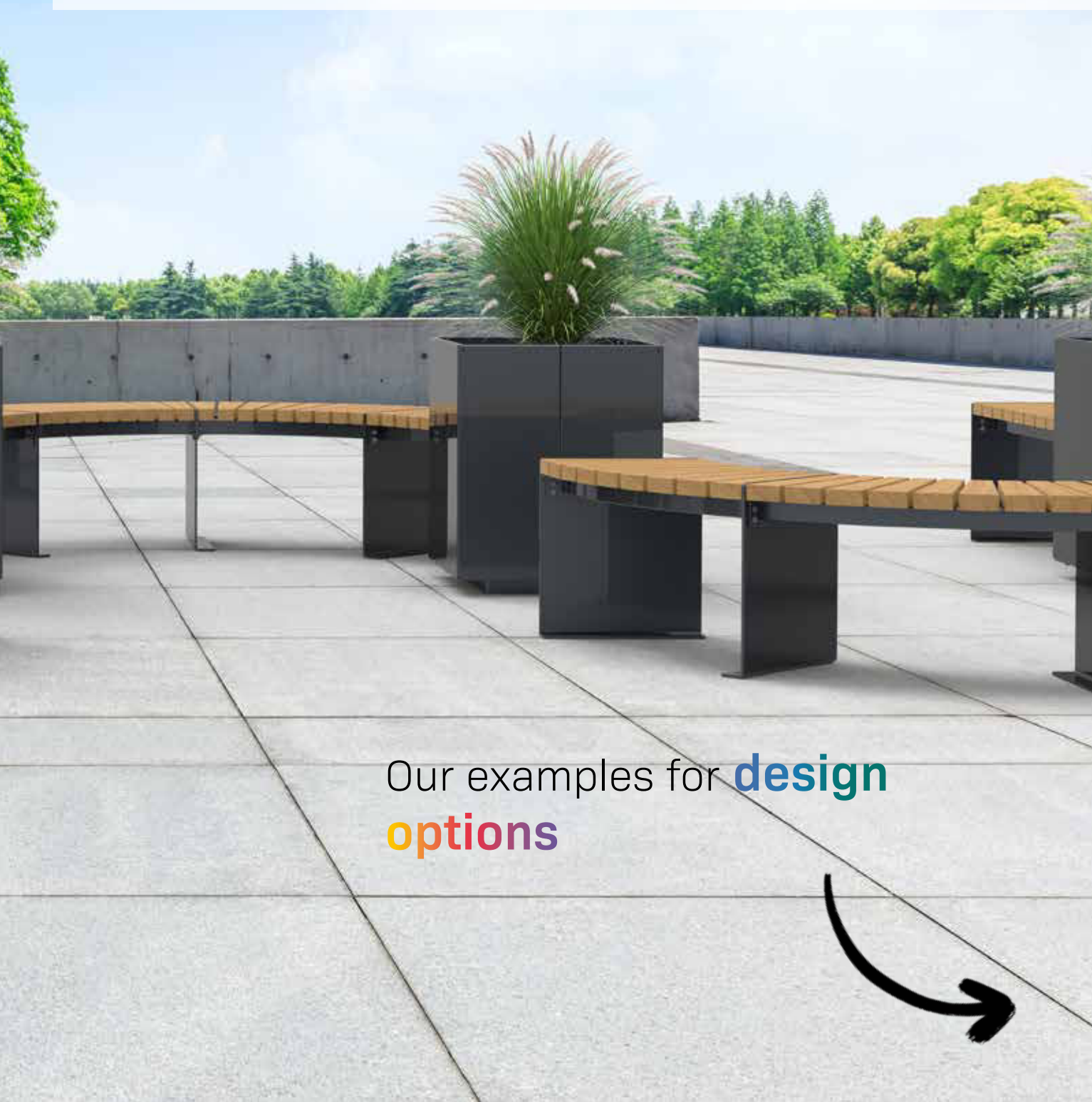


CREATIVE SPACE

Infinite design options with Erlau.

Design custom benches, seating groups and combinations with ERLAU furniture. Organic shapes and natural materials foster symbiosis with the environment. Olympia Luna can be combined with planters for urban green spaces.

Every location is unique. With Erlau, every piece of street furniture can be unique. Individual modules can be combined into long, straight benches, large or small circles, and totally unique arrangements. Olympia Luna can adapt to the environment, or deliberately stand out.



CREATIVE SPACE



Design options





SUSTAINABILITY made from passion

What is ERLAU's approach to the topic of "sustainability"?

Our efforts to combine quality and environment have a long-standing tradition. The headquarters of the ERLAU brand was established in 1875 as a "factory in the countryside". Since 1898, our company site has borne the name "Island of Peace" as a place of reconciliation between technology and nature and social partnership.

Our certification in 2001 with an integrated quality and environmental management system according to ISO 9001 / 14001 is a fitting continuation of this tradition. In 2012, our energy management system was also certified according to ISO 50001. This is also in line with our mission statement of achieving continuous growth while taking the conservation of resources and our environment into account.

We only use high-quality, robust raw materials. The materials used at ERLAU satisfy the highest quality standards in terms of sustainability, environmental friendliness and durability.

our "factory in the countryside"





Steel is not used, but rather utilised.



Steel


- ...is a natural and renewable material and can be 99% recycled and processed into a new product.
- ...is stable in value due to its capacity for repurposing and its durability.
- ...conserves resources. Steel's processing properties and resilience with small dimensions save material and operating costs.
- ...enables great freedom of design. Slim constructions create space to realise visions.
- ...is economical, flexible and durable.



Recycled plastic made from secondary raw materials created from production and consumer waste



Dark Bamboo has high density and hardness, making it extremely durable and vandalism-resistant.



Savanna Bamboo grows up to 30 cm per day and can be cut down after only 5 years.



Accoya® is derived from the sustainable Pinus Radiata (pine) and is a durable and very stable solid wood (FSC certified).



Pagholz® is an extremely durable and high-quality material made from indigenous copper-beech trees (FSC certified).




Iroko has not only a refined look, but also great hardness and extreme resilience (FSC certified).



Robinia grows very quickly, and it is exceptionally strong and very durable (FSC certified).


A VARIETY OF COLOURS

Standard colours I*




31

White aluminium,
similar to RAL 9006



33

Anthracite grey, similar
to RAL 7016



17

Hot-dip galvanised

Surface

(Optional for bicycle stands and waste containers)

Standard colours II**




03

Ruby red, similar
to RAL 3003




13

Ultramarine blue,
similar to RAL
5002



14

Fir green, similar
to RAL 6009



32

Micaceous iron oxide,
similar to DB 703



39

Pearls Metallic, similar to
RAL 7016 textured

Standard colour I: Generally available from stock.

Standard colours II: Please see respective product
pages for delivery availability.

Choice of RAL colour on request






Perfect protection against graffiti – Erlau anti-graffiti coatings

ANTI-GRAFFITI COATING

COATING

To protect your furniture in the best possible way, **Erlau gives you an anti-graffiti coating as standard in the colours White aluminium (RAL 9006), Anthracite grey (RAL 7016) and Micaceous iron oxide (DB 703).** This makes it easy to wipe all kinds of graffiti with biodegradable paint removers. Even stickers can be effortlessly removed. In addition, this additional coating provides increased protection against dust and air pollution.

This dirt is usually simply washed off by the rain. Another desired additional effect of this coating is the even faster drying after a downpour. **The Erlau anti-graffiti surface to protect against resins and paints, adhesives and dirt – absolutely weather-resistant and easy to clean. The protective shield against non-“removable” sprays.**



PROTECT YOUR FURNITURE!





ERLAU DELIVERY PERFORMANCE

4-DAY DELIVERY PROMISE – SPEED IN MOTION

At Erlau, we understand that time is not only money for our customers, but also flexibility and efficiency. That's why we're proud to present our 4-day delivery promise – a service specifically designed to support your small projects and planning as smoothly and quickly as possible.

WHY DO WE OFFER THIS SERVICE?

In a world where rapid customisation and agility are critical, we have recognised the importance of providing not only high-quality but also fast-available solutions. Our 4-day delivery promise is a direct response to the needs of modern companies operating in a dynamic environment and expecting prompt delivery.

Place your trust in Erlau when it matters. Fast, reliable and always by your side – that is our promise to you.



...and lots more besides!



ERLAU ONLINE SHOP
shop.erlau.com



ERLAU® SEATING GROUPS



OLYMPIA LUNA

From p. 20



OLYMPIA LUNA FLOW

From p. 24



PLANTARI

From p. 28



OLYMPIA NOVA

From p. 30



OLYMPIA

From p. 34



ALLEGRO

p. 36



MULTI
p. 37



TOPSIT
From p. 38



MUNICH
p. 40



SEDIA
p. 41



VARI
From p. 42



ERLAU® Olympia Luna

Olympia Luna 45° element. Unified design, limitless variety.

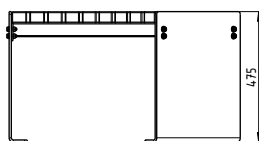
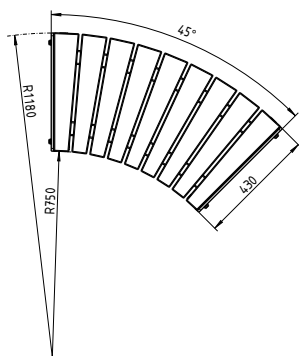
- 45° element – individually expandable
- Base made of laser cut moulded part, angled and rectangular design
- Portable with fixing hole
- Metal components hot-dip galvanised and powder-coated
- Seat surface optionally available with Iroko (FSC certified), Robinia (FSC certified), Dark Bamboo, or Savanna Bamboo planks
- Diameter of full circle: 2,360 mm



DARK BAMBOO



IROKO



OLYMPIA LUNA 45°

Designation	Base element	Attachment element
	Item no.	Item no.
Olympia Luna 45° element Iroko	54997..*	54998..*
Olympia Luna 45° element Robinia	54995..*	54996..*
Olympia Luna 45° element Dark Bamboo	54993..*	54994..*
Olympia Luna 45° element Savanna Bamboo	54991..*	54992..*

Can be optionally combined with Gloria base.



*Please add the colour end number to the article number (colour overview page 14)

33

Standard colours 1: Ready to ship within 4 days
RAL 7016 Anthracite grey

03

13

14

31

32

39

10-14 weeks

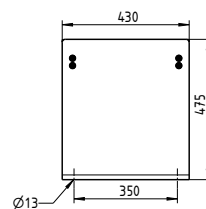
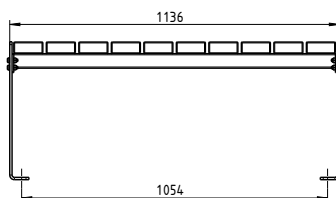


Choice of RAL:
12-16 weeks



Olympia Luna 2-seat element. Unified design, limitless variety.

- 2-seat element – individually expandable
- Base made of laser cut moulded part, angled and rectangular design
- Portable with fixing hole
- Metal components hot-dip galvanised and powder-coated
- Seat surface optionally available with Iroko (FSC certified), Robinia (FSC certified), Dark Bamboo, or Savanna Bamboo planks
- Dimensions (W x D x H) 1,136 x 430 x 475 mm



OLYMPIA LUNA 2-SEAT		
Designation	Base element	Attachment element
	Item no.	Item no.
Olympia Luna 2-seat element Iroko	55005..*	55006..*
Olympia Luna 2-seat element Robinia	55003..*	55004..*
Olympia Luna 2-seat element Dark Bamboo	55001..*	55002..*
Olympia Luna 2-seat element Savanna Bamboo	54999..*	55000..*

Can be optionally combined with Gloria base.



*Please add the colour end number to the article number (colour overview page 14)

33 Standard colours 1: Ready to ship within 4 days
RAL 7016 Anthracite grey

03 **13** **14** **31** **32** **39** 10-14 weeks



Choice of RAL:
12-16 weeks



ERLAU® Olympia Luna

Olympia Luna 3-seat element. Unified design, limitless variety.

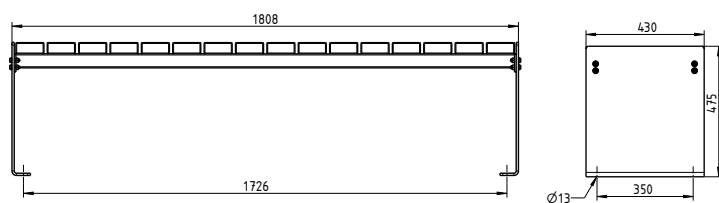
- 3-seat element – individually expandable
- Base made of laser cut moulded part, angled and rectangular design
- Portable with fixing hole
- Metal components hot-dip galvanised and powder-coated
- Seat surface optionally available with Iroko (FSC certified), Robinia (FSC certified), Dark Bamboo, or Savanna Bamboo planks
- Dimensions (W x D x H) 1,808 x 430 x 475 mm



DARK BAMBOO



IROKO



OLYMPIA LUNA 3-SEAT		
Designation	Base element	Attachment element
	Item no.	Item no.
Olympia Luna 3-seat element Iroko	55013..*	55014..*
Olympia Luna 3-seat element Robinia	55011..*	55012..*
Olympia Luna 3-seat element Dark Bamboo	55009..*	55010..*
Olympia Luna 3-seat element Savanna Bamboo	55007..*	55008..*

Can be optionally combined with Gloria base.



*Please add the colour end number to the article number (colour overview page 14)

33 Standard colours 1: Ready to ship within 4 days
RAL 7016 Anthracite grey

03 13 14 31 32 39 10-14 weeks



Choice of RAL:
12-16 weeks





ERLAU® Olympia Luna Flow

Olympia Luna Flow 2-seat element. Unified design, limitless variety.

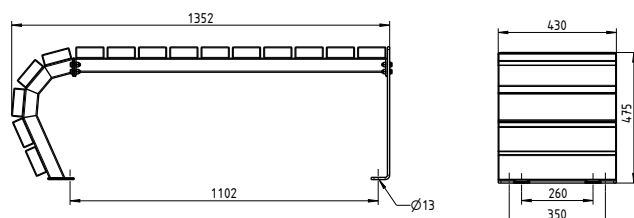
- 2-seat element – individually expandable
- With continuous seating surface on one side, transitioning into the base
- Base made of laser cut moulded part, angled and rectangular design
- Portable with fixing hole
- Metal components hot-dip galvanised and powder-coated
- Seat surface optionally available with Iroko (FSC certified), Robinia (FSC certified), Dark Bamboo, or Savanna Bamboo planks
- Dimensions (W x D x H) 1,352 x 430 x 475 mm



ROBINIA



DARK BAMBOO



OLYMPIA LUNA FLOW ONE SIDED 2-SEAT

Designation	Base element	Attachment element
	Item no.	Item no.
Olympia Luna Flow 2-seat element Iroko	55097..*	55098..*
Olympia Luna Flow 2-seat element Robinia	55095..*	55096..*
Olympia Luna Flow 2-seat element Dark Bamboo	55093..*	55094..*
Olympia Luna Flow 2-seat element Savanna Bamboo	55091..*	55092..*

Can be optionally combined with Gloria base.



*Please add the colour end number to the article number (colour overview page 14)

33 Standard colours 1: Ready to ship within 4 days
RAL 7016 Anthracite grey

03 13 14 31 32 39 10-14 weeks

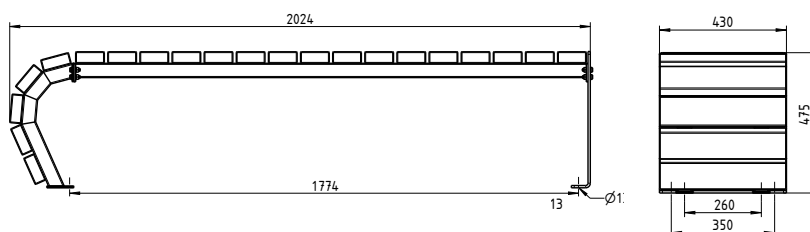


Choice of RAL:
12-16 weeks



Olympia Luna Flow 3-seat element. Unified design, limitless variety.

- 3-seat element – individually expandable
- With continuous seating surface on one side, transitioning into the base
- Base made of laser cut moulded part, angled and rectangular design
- Portable with fixing hole
- Metal components hot-dip galvanised and powder-coated
- Seat surface optionally available with Iroko (FSC certified), Robinia (FSC certified), Dark Bamboo, or Savanna Bamboo planks
- Dimensions (W x D x H) 2,024 x 430 x 475 mm



OLYMPIA LUNA FLOW ONE SIDED 3-SEAT		
Designation	Base element	Attachment element
	Item no.	Item no.
Olympia Luna Flow 3-seat element Iroko	55105..*	55106..*
Olympia Luna Flow 3-seat element Robinia	55103..*	55104..*
Olympia Luna Flow 3-seat element Dark Bamboo	55101..*	55102..*
Olympia Luna Flow 3-seat element Savanna Bamboo	55099..*	55100..*

Can be optionally combined with Gloria base.



*Please add the colour end number to the article number (colour overview page 14)

33

Standard colours 1: Ready to ship within 4 days
RAL 7016 Anthracite grey

03

13

14

31

32

39

10-14 weeks



Choice of RAL:
12-16 weeks



ERLAU® Olympia Luna Flow

Olympia Luna Flow 2-seat bench. Unified design, limitless variety.

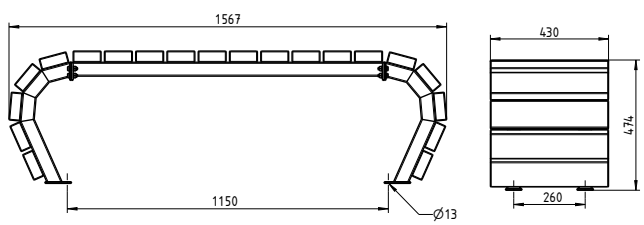
- 2-seat element
- With continuous seating surface on both sides, transitioning into the base
- Portable with fixing hole
- Metal components hot-dip galvanised and powder-coated
- Seat surface optionally available with Iroko (FSC certified), Robinia (FSC certified), Dark Bamboo, or Savanna Bamboo planks
- Dimensions (W x D x H) 1,567 x 430 x 475 mm



DARK BAMBOO



ROBINIA



OLYMPIA LUNA FLOW 2-SEAT BENCH	
Designation	
	Item no.
Olympia Luna Flow 2-seat bench Iroko	55110..*
Olympia Luna Flow 2-seat bench Robinia	55109..*
Olympia Luna Flow 2-seat bench Dark Bamboo	55108..*
Olympia Luna Flow 2-seat bench Savanna Bamboo	55107..*

*Please add the colour end number to the article number (colour overview page 14)



Olympia Luna Flow 3-seat bench. Unified design, limitless variety.

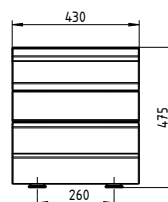
- 3-seat element
- With continuous seating surface on both sides, transitioning into the base
- Portable with fixing hole
- Metal components hot-dip galvanised and powder-coated
- Seat surface optionally available with Iroko (FSC certified), Robinia (FSC certified), Dark Bamboo, or Savanna Bamboo planks
- Dimensions (W x D x H) 2,239 x 430 x 475 mm



SAVANNA BAMBOO



IROKO



OLYMPIA LUNA FLOW 3-SEAT BENCH

Designation	
	Item no.
Olympia Luna Flow 3-seat bench Iroko	55114..*
Olympia Luna Flow 3-seat bench Robinia	55113..*
Olympia Luna Flow 3-seat bench Dark Bamboo	55112..*
Olympia Luna Flow 3-seat bench Savanna Bamboo	55111..*

*Please add the colour end number to the article number (colour overview page 14)

33

Standard colours 1: Ready to ship within 4 days
RAL 7016 Anthracite grey

03

13

14

31

32

39

10-14 weeks



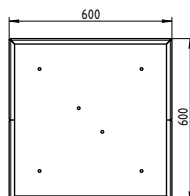
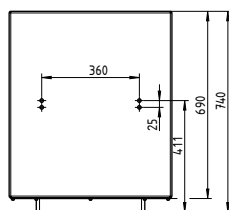
Choice of RAL:
12-16 weeks



ERLAU® Plantari

Plantari planter

- Portable with drain hole
- Hot-dip galvanised and powder-coated
- Optional custom combination with seating elements
- With offset base for simple relocation
- Dimensions (W x D x H) 600 x 600 x 740 mm



Seat element Luna for Plantari

- Seat element for combination with Plantari plant container
- As a straight 2-seater, 3-seater or curved 45° element
- Metal components hot-dip galvanised and powder-coated
- Seat surface optionally available with Iroko (FSC certified), Robinia (FSC certified), Dark Bamboo, or Savanna Bamboo planks
- Dimensions of 2-seater (W x D): 1,136 x 430mm
- Dimensions of 3-seater (W x D): 1,808 x 430mm
- Dimensions of 45° element: Seat depth 430 mm. Inner radius 750mm, outer radius 1,180mm



PLANTARI PLANTER	
Designation	Item no.
Plantari planter one-sided drill hole	55315..*
Plantari planter 90° drill hole	55316..*
Plantari planter 180° drill hole	55311..*

SEAT ELEMENT LUNA FOR PLANTARI			
Designation	45° curved	2-seater	3-seater
	Item no.	Item no.	Item no.
Iroko	55451..*	55455..*	55459..*
Robinia	55450..*	55454..*	55458..*
Dark Bamboo	55449..*	55453..*	55457..*
Savanna Bamboo	55448..*	55452..*	55456..*

*Please add the colour end number to the article number (colour overview page 14)

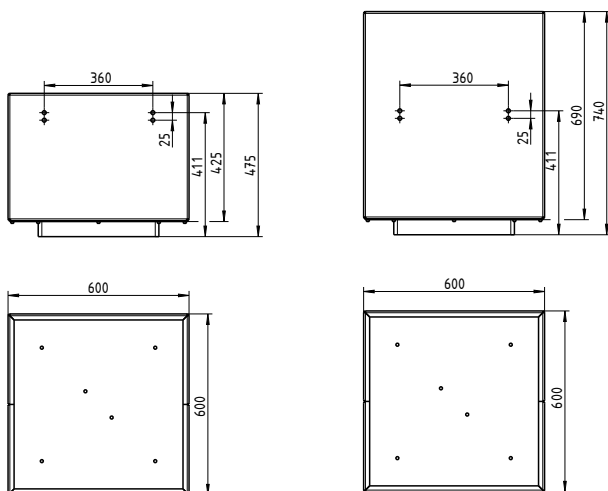




ERLAU® Plantari

Plantari planter

- Portable with drain hole
- Hot-dip galvanised and powder-coated
- Optional custom combination with seating elements
- With offset base for simple relocation
- Low dimensions (W x D x H): 600 x 600 x 475 mm
- Dimensions (W x D x H) 600 x 600 x 740 mm



Seat element
Luna for Plantari
(see page 28)

PLANTARI PLANTER	
Designation	Item no.
Plantari planter low without drill hole	55314..*
Plantari planter low one-sided drill hole	55317..*
Plantari planter low 90° drill hole	55318..*
Plantari planter low 180° drill hole	55312..*
Plantari planter low 270° drill hole	55321..*
Plantari planter low 360° drill hole	55310..*
Plantari planter without drill hole	55313..*
Plantari planter 270° drill hole	55320..*
Plantari planter 360° drill hole	55309..*

SEAT ELEMENT LUNA FOR PLANTARI			
Designation	45° curved	2-seater	3-seater
	Item no.	Item no.	Item no.
Iroko	55451..*	55455..*	55459..*
Robinia	55450..*	55454..*	55458..*
Dark Bamboo	55449..*	55453..*	55457..*
Savanna Bamboo	55448..*	55452..*	55456..*

*Please add the colour end number to the article number (colour overview page 14)



10-14 weeks



Choice of RAL:
12-16 weeks



ERLAU® Olympia Nova

The planning miracle. Combination options allow individual solutions.

- Seat and backrest with wire mesh surface and round tube, diameter 30 mm, connected by laser-cut moulded parts
- Grid 15 x 25 mm, wire thickness 3.3 mm
- Top wires perpendicular to the seating direction
- Seat surface with knee roll, slightly curved, backrest with armrest
- Seating height 450 mm
- Vortex-sintered with Rilsan polyamide, min. coating thickness 350 µm
- Nova base made of round tube, diameter 60 mm, completely hot-dip galvanised and powder-coated

Matching waste containers:

Starting on page 182



LEG VARIANTS OUTER LEG:



Portable design, drilled



Fixed design to set in concrete



Fixed design with base plate

LEG VARIANTS INNER LEG:



Portable design, drilled



Fixed design to set in concrete



Fixed design with base plate

The following accessories are required for assembly:

Screw connection set 5007839 (2x per seat shell)

Optional armrest:

(only in combination with backrest)

Armrest Olympia Nova: 52694..*

Armrest fixing set: 5008248



Optional seat section without backrest on request.

OLYMPIA NOVA WITH BACKREST

Designation	Item no.
Seat shell 1-seater straight	52480..*
Seat shell 2-seater straight	52479..*
Seat shell 1-seater, curved inward	52482..*
Seat shell 1-seater, curved outward	52481..*

INNER LEG

Designation	Item no.
Portable, drilled	53787..*
Fixed to set in concrete	53783..*
Fixed with base plate FP0	53785..*
FP 150	53867..*

OUTER LEG

Designation	Item no.
Portable, drilled	53786..*
Fixed to set in concrete	53782..*
Fixed with base plate FP0	53784..*
FP150	53866..*

*Please add the colour end number to the article number (colour overview page 14)







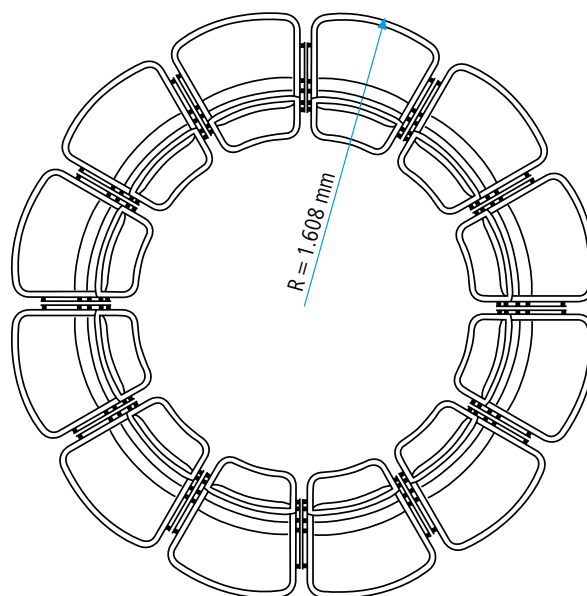
Olympia Nova planning examples

OLYMPIA NOVA WITH FULL CIRCLE BACKREST

What you will need:

Seat sections: 12 piece
1-seater, curved 30° outward

Legs: 12 piece
Inner leg

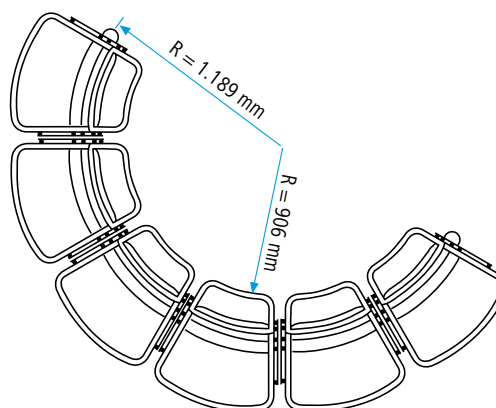


OLYMPIA NOVA WITH SEMI-CIRCLE 180° OUTER BACKREST

What you will need:

Seat sections: 6 piece
1-seater, curved 30° outward

Legs: 2 piece
Outer leg
5 piece
Inner leg





OLYMPIA NOVA WITH BACKREST

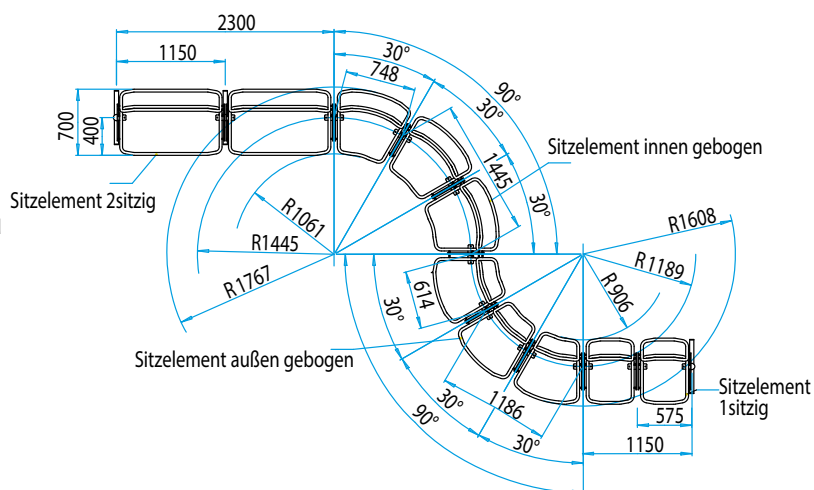
What you will need:

Seat sections:

- 2 piece
- 2-seater straight
- 3 piece
- 1-seater, curved 30° inward
- 3 piece
- 1-seater, straight 30° outward
- 2 piece
- 1-seater straight

Legs:

- 2 piece
- Outer leg
- 9 piece
- Inner leg



OLYMPIA NOVA 180° INNER SEMI-CIRCLE

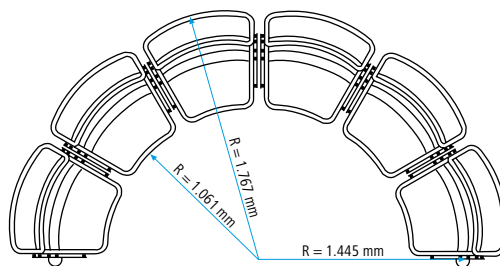
What you will need:

Seat sections:

- 6 piece
- 1-seater, curved 30° inward

Legs:

- 2 piece
- Outer leg
- 5 piece
- Inner leg





ERLAU® Olympia

The outdoor seating group since 1972.

- Seat and backrest with wire mesh surface and round tube, diameter 30 mm.
- Grid 15 x 15 mm, wire thickness 3.3 mm
- Seat surface with knee roll, backrest with armrest
- Vortex-sintered with Rilsan polyamide, min. coating thickness 350 µm
- Leg made of steel tube, hot-dip galvanised and powder coated

Matching waste containers:
Starting on page 182

LEG VARIANTS OUTER LEG:

Portable design, drilled Fixed design to set in concrete Fixed design with base plate

LEG VARIANTS INNER LEG:

Portable design, drilled Fixed design to set in concrete Fixed design with base plate



Straight



Curved outward



Curved inward

OLYMPIA WITH BACKREST			
Designation	Portable	Fixed	Fixed with base plate
	Item no.	Item no.	Item no.
Base element 2-seat straight	51334..*	51332..*	51333..*
Attachment element 2-seat straight	51337..*	51335..*	51336..*
Base element 1-seater, curved outward	51358..*	51356..*	51357..*
Attachment element 1-seater, curved outward	51361..*	51359..*	51360..*
Base element 1-seater curved inward	51352..*	51350..*	51351..*
Attachment element 1-seater, curved inward	51355..*	51353..*	51354..*

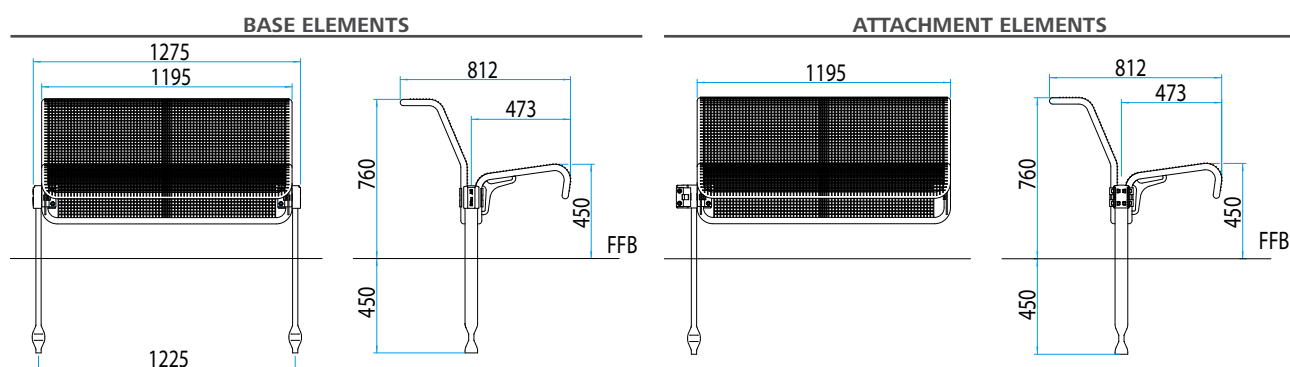
Optional seat section without backrest on request.

*Please add the colour end number to the article number (colour overview page 14)

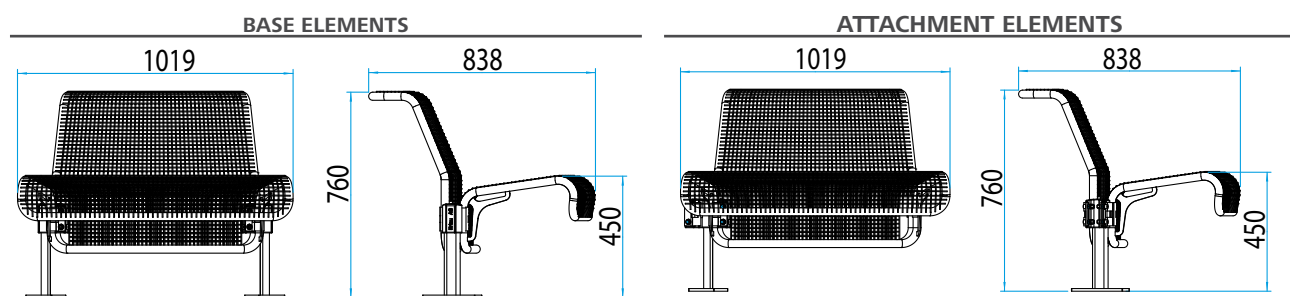




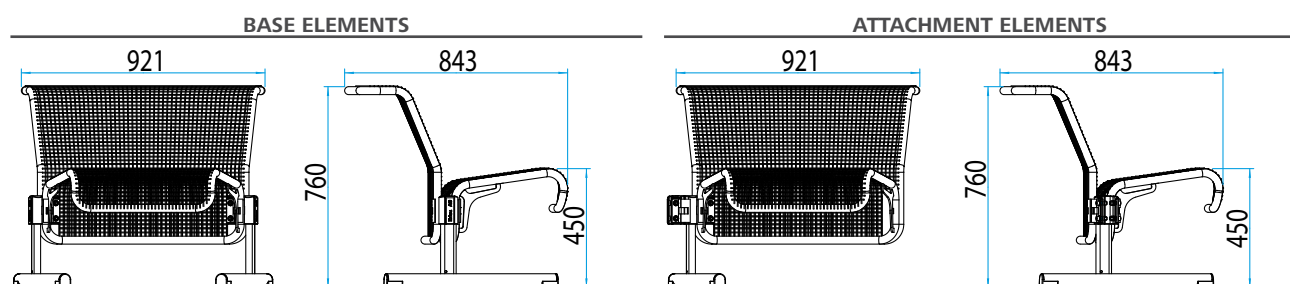
2-SEATER, STRAIGHT



1-SEATER, CIRCULAR CURVED 30° OUTWARD



1-SEATER, CIRCULAR CURVED 30° INWARD





ERLAU® Allegro Nova

Graceful and cultured. Makes any place shine.

- Seat and backrest with full wire mesh surface with round tubes, diameter 30 mm
- Grid 15 x 15 mm, wire thickness 3.3 mm
- Top wires perpendicular to the seating direction
- More compact grid for added stabilisation
- Vortex-sintered with Rilsan polyamide, min. coating thickness 350 µm
- Nova 50 x 50 mm frame with welded screw-on plates, completely hot-dip galvanised and powder-coated
- Nova base made of round tube, diameter 60 mm, completely hot-dip galvanised and powder-coated

Radial design:

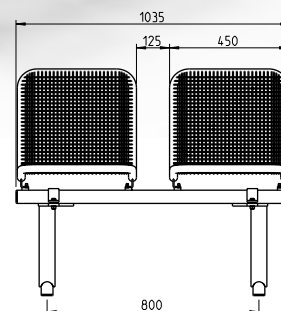
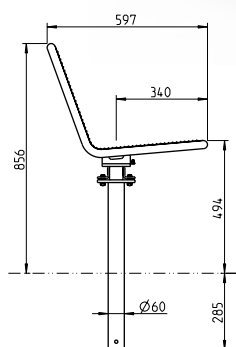
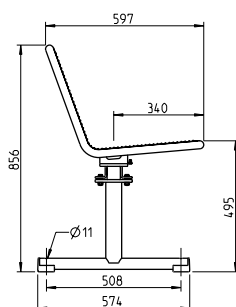
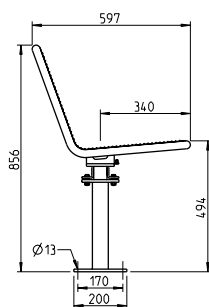
Starting on page 42

Optional armrest

Allegro armrest: item no. 53720..*

Fixing set for armrests:

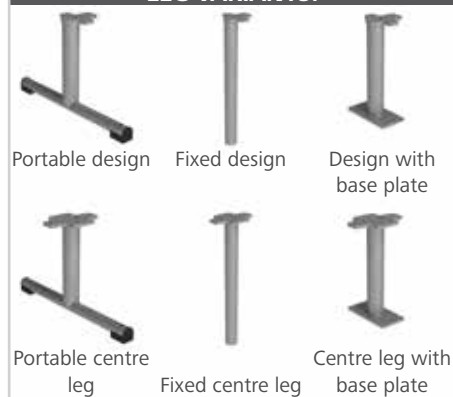
Item no. 5006940



ALLEGRO NOVA WITH BACKREST, WITHOUT ARMREST

Designation	Portable	Fixed	With base plate
	Item no.	Item no.	Item no.
2-seater	-	-	-
3-seater	-	-	-
4-seater	-	-	-
5-seater	-	-	-

LEG VARIANTS:



*Please add the colour end number to the article number (colour overview page 14)





ERLAU® Multi Nova

Made for the essentials. The versatile classic for every use.

- Seat surface made from wire mesh and round tube, diameter 25 mm
- Grid 15 x 15 mm, wire thickness 3.3 mm
- More compact grid for added stabilisation
- Vortex-sintered with Rilsan polyamide, min. coating thickness 350 µm
- Nova 50 x 50 mm frame with welded screw-on plates, completely hot-dip galvanised and powder-coated
- Nova base made of round tube, diameter 60 mm, completely hot-dip galvanised and powder-coated

Radial design:

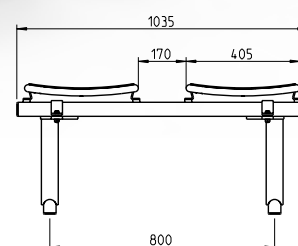
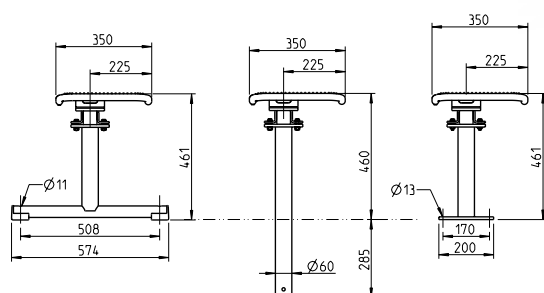
Starting on page 42

Optional armrest

Allegro armrest: item no. 53720..*

Fixing set for armrests:

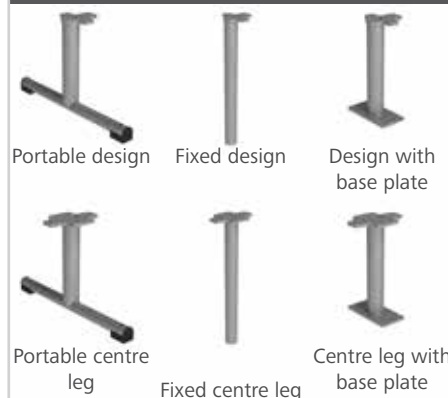
Item no. 5006940



MULTI NOVA WITHOUT BACKREST, WITHOUT ARMREST

Designation	Portable	Fixed	With base plate
	Item no.	Item no.	Item no.
2-seater	-	-	-
3-seater	-	-	-
4-seater	-	-	-
5-seater	-	-	-

LEG VARIANTS:



*Please add the colour end number to the article number (colour overview page 14)



10-14 weeks



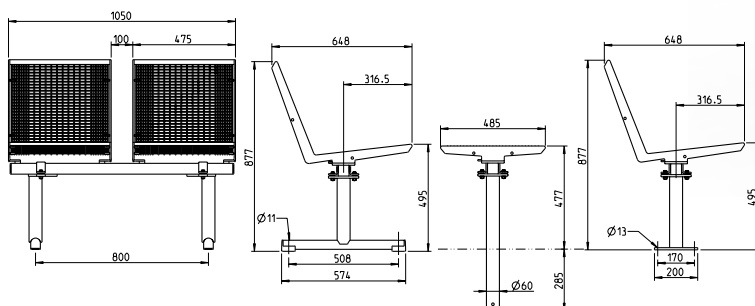
Choice of RAL:
12-16 weeks



ERLAU® Topsit Nova wire mesh

The urban aesthetic of sitting manifests itself in a clear edge and strong pose.

- Frame made of laser cut moulded parts on the sides
- Seat and backrest with full wire mesh
- Top wires perpendicular to the seating direction
- Grid 15 x 30 mm, wire thickness 4.0 mm
- More compact grid for added stabilisation
- Wire ends enclosed in the Erlau special profile
- Vortex-sintered with Rilsan polyamide, min. coating thickness 350 µm
- Nova 50 x 50 mm frame with welded screw-on plates, completely hot-dip galvanised and powder-coated
- Nova base made of round tube, diameter 60 mm, completely hot-dip galvanised and powder-coated



Optional armrest:



(only in combination with backrest)
Topsit armrest: item no. 53561..*
Fixing set for armrests:
Item no. 5007366

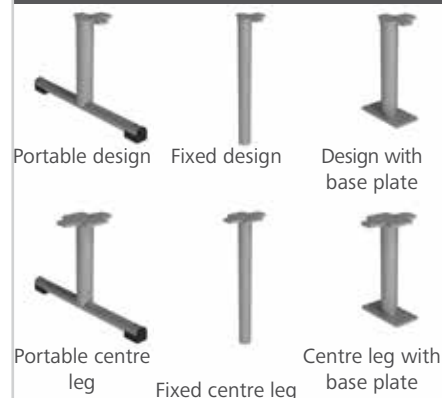
TOPSIT NOVA WIRE MESH WITH BACKREST, WITHOUT ARMREST

Designation	Portable	Fixed	With base plate
	Item no.	Item no.	Item no.
2-seater	-	-	-
3-seater	-	-	-
4-seater	-	-	-
5-seater	-	-	-

TOPSIT NOVA WIRE MESH WITHOUT BACKREST, WITHOUT ARMREST

Designation	Portable	Fixed	With base plate
	Item no.	Item no.	Item no.
2-seater	-	-	-
3-seater	-	-	-
4-seater	-	-	-
5-seater	-	-	-

LEG VARIANTS:



*Please add the colour end number to the article number (colour overview page 14)





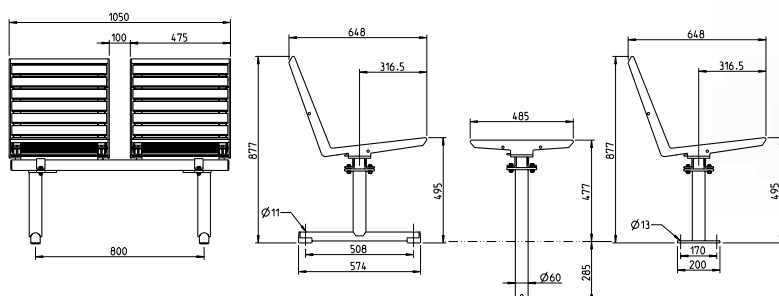
ERLAU® Topsit Nova Pagholz

The urban aesthetic of sitting manifests itself in a clear edge and strong pose.

- Frame made of laser cut moulded parts on the sides
- Seat and backrest with full Pagholz slats
- Vortex-sintered with Rilsan polyamide, min. coating thickness 350 µm
- Nova 50 x 50 mm frame with welded screw-on plates, completely hot-dip galvanised and powder-coated
- Nova base made of round tube, diameter 60 mm, completely hot-dip galvanised and powder-coated

Radial design:

Starting on page 42



Optional armrest:



(only in combination with backrest)
Topsit armrest: item no. 53561..
Fixing set for armrests:
Item no. 5007366

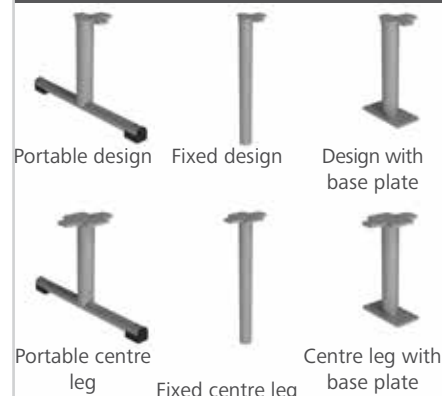
TOPSIT NOVA PAGHOLZ WITH BACKREST, WITHOUT ARMREST

Designation	Portable	Fixed	With base plate
	Item no.	Item no.	Item no.
2-seater	-	-	-
3-seater	-	-	-
4-seater	-	-	-
5-seater	-	-	-

TOPSIT NOVA PAGHOLZ WITHOUT BACKREST, WITHOUT ARMREST

Designation	Portable	Fixed	With base plate
	Item no.	Item no.	Item no.
2-seater	-	-	-
3-seater	-	-	-
4-seater	-	-	-
5-seater	-	-	-

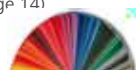
LEG VARIANTS:



*Please add the colour end number to the article number (colour overview page 14)



10-14 weeks



Choice of RAL: 12-16 weeks



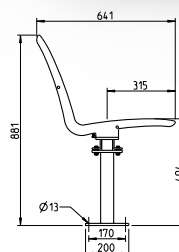
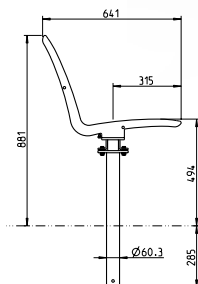
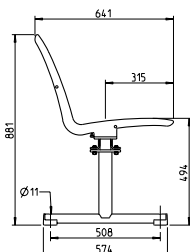
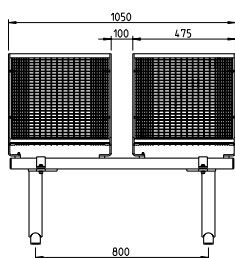
ERLAU® Munich Nova seat shell

**The multi-dimensionality of seating.
For maximum comfort in an urban setting.**

- Frame made of laser cut moulded parts on the sides
- Seat and backrest with full wire mesh
- Seat surface shaped to suit the body
- Top wires perpendicular to the seating direction
- Grid 15 x 30 mm, wire thickness 3.3 mm
- More compact grid for added stabilisation
- Wire ends enclosed in the Erlau special profile
- Vortex-sintered with Rilsan polyamide, min. coating thickness 350 µm
- Nova 50 x 50 mm frame with welded screw-on plates, completely hot-dip galvanised and powder-coated
- Nova base made of round tube, diameter 60 mm, completely hot-dip galvanised and powder-coated

Optional armrest:

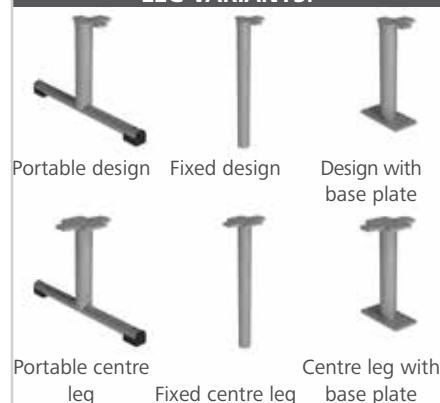
Topsit armrest: item no. 53561..*
Fixing set for armrests:
Item no. 5007366



MUNICH WIRE MESH WITH BACKREST, WITHOUT ARMREST

Designation	Portable	Fixed	With base plate
	Item no.	Item no.	Item no.
2-seater	-	-	-
3-seater	-	-	-
4-seater	-	-	-
5-seater	-	-	-

LEG VARIANTS:



*Please add the colour end number to the article number (colour overview page 14)





ERLAU® Sedia Nova

**Delicate and space-saving.
Not only a reliable companion in the stadium.**

- Seat and backrest with wire mesh surface and round tube, diameter 25 mm
- Top wires perpendicular to the seating direction
- Grid 15 x 15 mm, wire thickness 3.3 mm
- More compact grid for added stabilisation
- Vortex-sintered with Rilsan polyamide, min. coating thickness 350 µm
- Nova 50 x 50 mm frame with welded screw-on plates, completely hot-dip galvanised and powder-coated
- Nova base made of round tube, diameter 60 mm, completely hot-dip galvanised and powder-coated

Radial design:

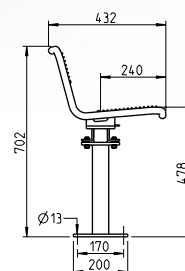
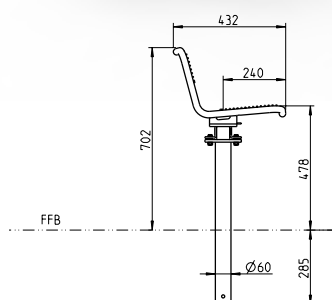
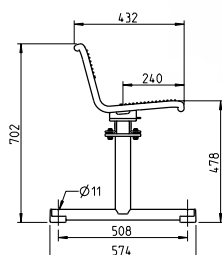
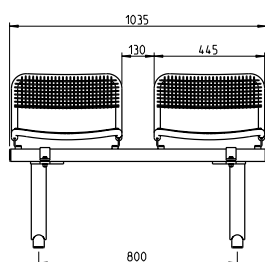
Starting on page 42

Optional armrest

Allegro armrest: item no. 53720..*

Fixing set for armrests:

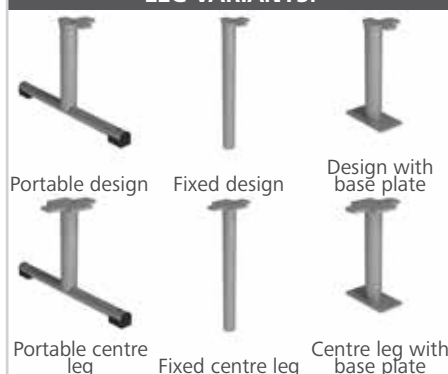
Item no. 5006940



SEDIA NOVA WITH BACKREST, WITHOUT ARMREST

Designation	Portable	Fixed	With base plate
	Item no.	Item no.	Item no.
2-seater	-	-	-
3-seater	-	-	-
4-seater	-	-	-
5-seater	-	-	-

LEG VARIANTS:



*Please add the colour end number to the article number (colour overview page 14)



10-14 weeks



Choice of RAL:
12-16 weeks



ERLAU® Vari

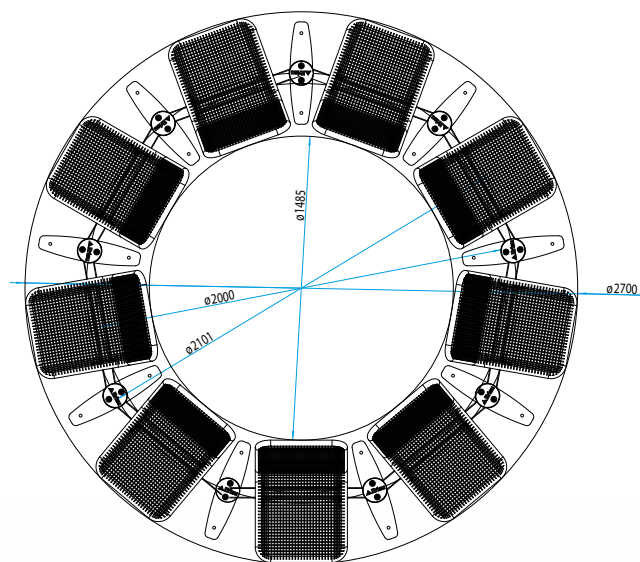
Radial design of seating groups.

Circle, semi-circle, pointing inward or outward.

Portable or fixed.

The Vari system enables highly flexible frame alignment and therefore the radial design of seating groups.

Works with all seat shells (see page 204)



**Have we sparked
your interest?**

Enquire directly.
objekteinrichtung@erlau.com





ERLAU® URBANO CONCRETE FURNITURE



URBANO CUBO BENCH

P. 46



URBANO CUBO WOOD BENCH

P. 47



URBANO CUBO TABLE

P. 48

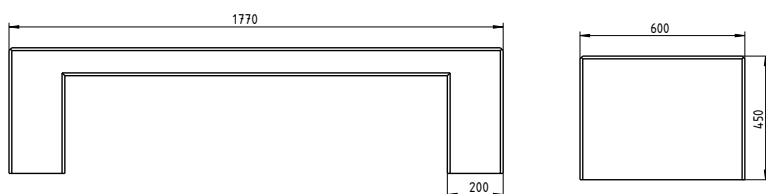





ERLAU® Urbano Cubo

The Urbano Cubo bench. Aesthetic diversity in urban spaces.

- Portable
- Material: concrete
- 3-seater
- Dimensions (W x D x H): 1,800 x 600 x 450 mm
- Weight: 440 kg



URBANO CUBO BENCH


Designation	
	Item no.
Urbano Cubo bench, white concrete	5008480
Urbano Cubo bench, grey concrete	5008479



ERLAU® Urbano Cubo Wood

The Urbano Cubo bench. Aesthetic diversity in urban spaces.

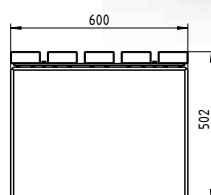
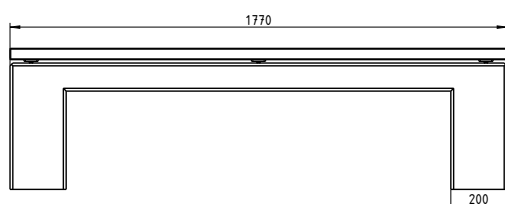
- Portable
- Material: Concrete with a layer of planks made of either Dark Bamboo, Savanna Bamboo, Iroko (FSC certified) or Robinia (FSC certified)
- 3-seater
- Dimensions (W x D x H): 1,800 x 600 x 502 mm
- Weight: 486 kg



DARK BAMBOO



SAVANNA BAMBOO



URBANO CUBO WOOD BENCH

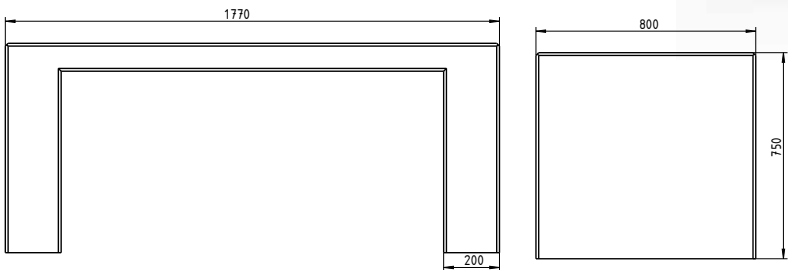

Designation	
	Item no.
Urbano Cubo bench, white concrete, Iroko	5008497
Urbano Cubo bench, white concrete, Robinia	5008496
Urbano Cubo bench, white concrete, Dark Bamboo	5008494
Urbano Cubo bench, white concrete, Savanna Bamboo	5008495
Urbano Cubo bench, grey concrete, Iroko	5008493
Urbano Cubo bench, grey concrete, Robinia	5008492
Urbano Cubo bench, grey concrete, Dark Bamboo	5008490
Urbano Cubo bench, grey concrete, Savanna Bamboo	5008491



ERLAU® Urbano Cubo

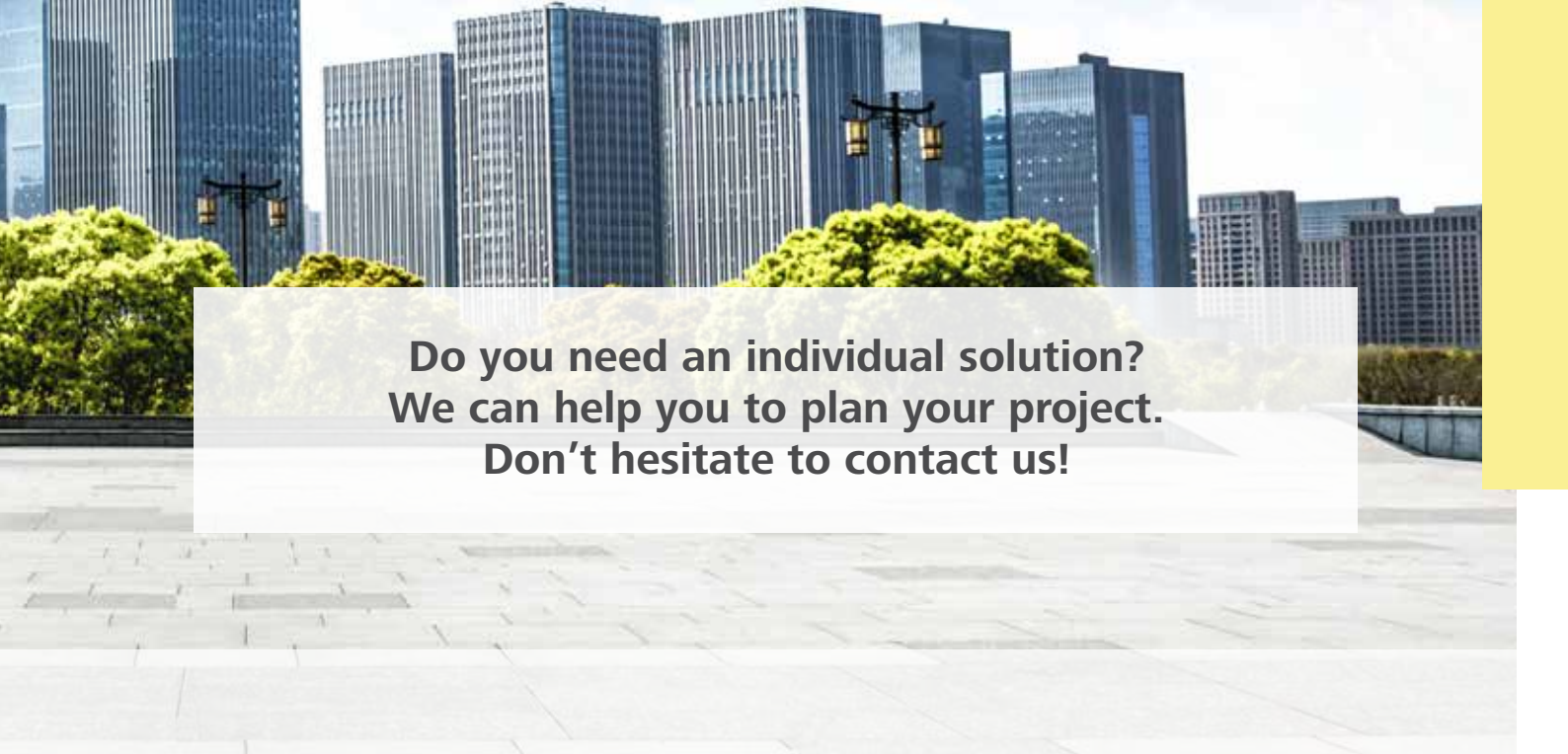
The Urbano Cubo table. Aesthetic diversity in urban spaces.

- Portable
- Material: concrete
- Dimensions: (W x D x H): 1,800 x 800 x 750 mm
- Weight: 808 kg





URBANO CUBO TABLE	
Designation	
	Item no.
Urbano Cubo table, white concrete	5008482
Urbano Cubo table, grey concrete	5008481





**Do you need an individual solution?
We can help you to plan your project.
Don't hesitate to contact us!**





ERLAU® BENCHES



OLYMPIA LUNA FLOW From p. 52



PATIO From p. 54



PIEGA p. 58



SOLARIS p. 59



SIESTA From p. 60



STELLA From p. 62



CHARISMA From p.64



CHARISMA CARE From p 66



PIAZZA PLUS From p. 68



PRIMAVERA From p. 70



QUADRI From p. 72



GLORIA From p. 74



STRADA From p. 76



SIENA From p. 78



SIENA METRO From p. 80



ALTO p. 83



DOUBLE BENCH From p. 84



DESIGN INLET From p. 86



CARPOOLING BENCH from p. 88



INTERSIT From p. 90



WALL FIXING P. 92



CONCRETE SLAB From p. 96



WALL FIXING p. 93



RETROFIT SET From p. 94





ERLAU® Olympia Luna Flow

Olympia Luna Flow 2-seat bench. Unified design, limitless variety.

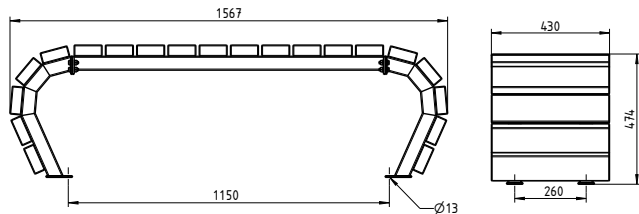
- 2-seat element
- With continuous seating surface on both sides, transitioning into the base
- Portable with fixing hole
- Metal components hot-dip galvanised and powder-coated
- Seat surface optionally available with Iroko (FSC certified), Robinia (FSC certified), Dark Bamboo, or Savanna Bamboo planks
- Dimensions (W x D x H) 1,567 x 430 x 475 mm



DARK BAMBOO



ROBINIA



OLYMPIA LUNA FLOW 2-SEAT BENCH	
Designation	
	Item no.
Olympia Luna Flow 2-seat bench Iroko	55110..*
Olympia Luna Flow 2-seat bench Robinia	55109..*
Olympia Luna Flow 2-seat bench Dark Bamboo	55108..*
Olympia Luna Flow 2-seat bench Savanna Bamboo	55107..*

*Please add the colour end number to the article number (colour overview page 14)

33 Standard colours 1: Ready to ship within 4 days
RAL 7016 Anthracite grey

03 **13** **14** **31** **32** **39** 10-14 weeks

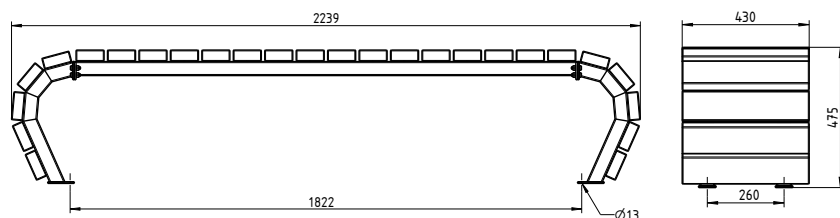


Choice of RAL:
12-16 weeks



Olympia Luna Flow 3-seat bench. Unified design, limitless variety.

- 3-seat element
- With continuous seating surface on both sides, transitioning into the base
- Portable with fixing hole
- Metal components hot-dip galvanised and powder-coated
- Seat surface optionally available with Iroko (FSC certified), Robinia (FSC certified), Dark Bamboo, or Savanna Bamboo planks
- Dimensions (W x D x H) 2,239 x 430 x 475 mm



OLYMPIA LUNA FLOW 3-SEAT BENCH

Designation	
	Item no.
Olympia Luna Flow 3-seat bench Iroko	55114..*
Olympia Luna Flow 3-seat bench Robinia	55113..*
Olympia Luna Flow 3-seat bench Dark Bamboo	55112..*
Olympia Luna Flow 3-seat bench Savanna Bamboo	55111..*

*Please add the colour end number to the article number (colour overview page 14)

33

Standard colours 1: Ready to ship within 4 days
RAL 7016 Anthracite grey

03

13

14

31

32

39

10-14 weeks



Choice of RAL:
12-16 weeks

53



ERLAU® Patio

Patio bench. Fits anywhere and any time – either on its own or combined with a table.

- Portable with fixing hole
- Metal components hot-dip galvanised and powder-coated
- Seat and back surfaces available with planks (60 x 40 mm) made of Iroko (FSC certified), Robinia (FSC certified), Dark Bamboo, Savanna Bamboo, or planks of powder coated steel
- Bench with back rest, with optional additional armrests
- Bench dimensions (W x D x H): 1,800 x 584 x 856 mm

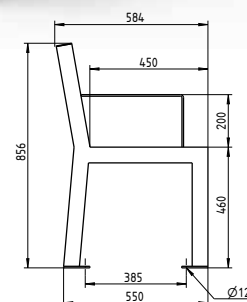
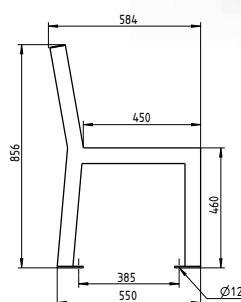
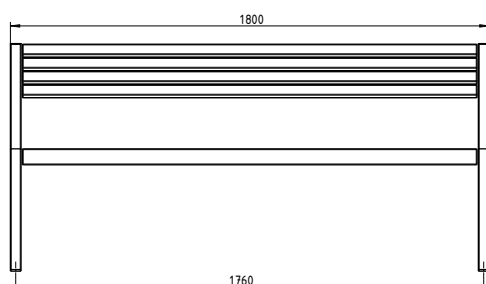
Matching bicycle stand brackets on pages 172-173.



IROKO



ROBINIA



PATIO BENCH WITH BACKREST

Designation	With backrest	With backrest and armrest
	Item no.	Item no.
Patio bench Iroko	54969..*	54973..*
Patio bench Robinia	54968..*	54972..*
Patio bench Dark Bamboo	54966..*	54970..*
Patio bench Savanna Bamboo	54967..*	54971..*
Patio bench tubular planks	55305..*	55306..*

*Please add the colour end number to the article number (colour overview page 14)

33

Standard colours 1: Ready to ship within 4 days
RAL 9006 White aluminium, RAL 7016 Anthracite grey

03

13

14

31

32

39

10-14 weeks



Choice of RAL:
12-16 weeks



Patio bench. Fits anywhere and any time – either on its own or combined with a table.

- Portable with fixing hole
- Metal components hot-dip galvanised and powder-coated
- Seat surface available with planks (60 x 40 mm) made of Iroko (FSC certified), Robinia (FSC certified), Dark Bamboo, Savanna Bamboo, or planks of powder coated steel
- Bench dimensions without backrest (W x D x H): 1,800 x 452 x 460 mm

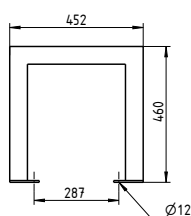
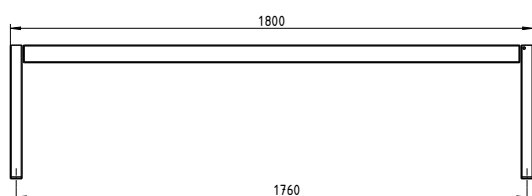
Matching bicycle stand brackets on pages 172-173.



DARK BAMBOO



SAVANNA BAMBOO



PATIO BENCH WITHOUT BACKREST

Designation	Without backrest
	Item no.
Patio bench Iroko	54977..*
Patio bench Robinia	54976..*
Patio bench Dark Bamboo	54974..*
Patio bench Savanna Bamboo	54975..*
Patio bench with tubular planks	55307..*

*Please add the colour end number to the article number (colour overview page 14)

33

Standard colours 1: Ready to ship within 4 days
RAL 9006 White aluminium, RAL 7016 Anthracite grey

03

13

14

31

32

39

10-14 weeks



Choice of RAL:
12-16 weeks

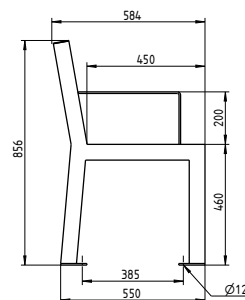
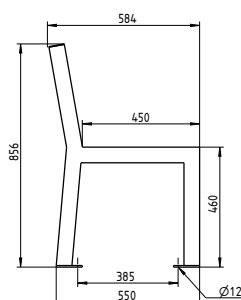
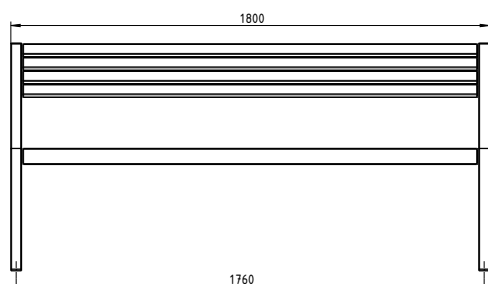


ERLAU® Patio Rainbow

Patio bench. Fits anywhere and any time – either on its own or combined with a table.

- Portable with fixing hole
- Metal components hot-dip galvanised and powder-coated
- Seat and back surfaces with planks (60 x 40 mm) made of powder coated steel
- Bench with back rest, with optional additional armrests
- Bench dimensions (W x D x H): 1,800 x 584 x 856 mm
- Bench dimensions without backrest (W x D x H): 1,800 x 452 x 460 mm
- Table dimensions (W x D x H): 1,800 x 761 x 760 mm

Matching bicycle stand brackets on pages 172-173.



PATIO RAINBOW

Designation

Patio Rainbow bench with backrest

Item no.

5533533

Patio Rainbow bench with back rest and armrest

5533633

33

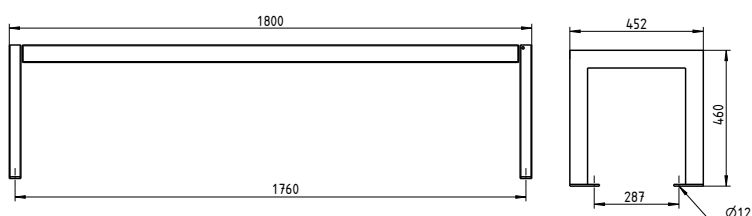
Standard colours 1: Ready to ship within 4 days
RAL 7016 Anthracite grey



Patio bench and table. Fits anywhere and any time – either on their own or together.

- Portable with fixing hole
- Metal components hot-dip galvanised and powder-coated
- Seat and back surfaces with planks (60 x 40 mm) made of powder coated steel
- Bench dimensions without backrest (W x D x H): 1,800 x 452 x 460 mm
- Table dimensions (W x D x H): 1,800 x 761 x 760 mm

Matching bicycle stand brackets on pages 172-173.



PATIO RAINBOW	
Designation	Item no.
Patio Rainbow bench without backrest	5533733



ERLAU® Piega

Piega bench. Classic and versatile.

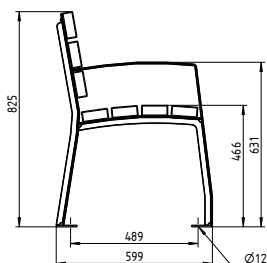
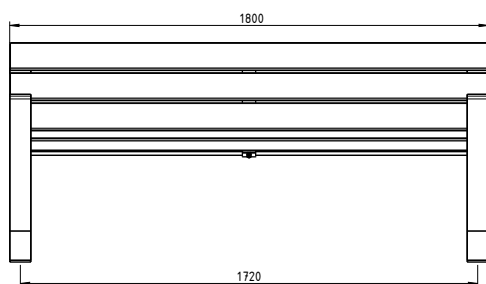
- Portable with fixing hole
- Laser cut moulded parts
- Metal components hot-dip galvanised and powder-coated
- Seat and back surfaces available with planks (100 x 40 mm) made of Iroko (FSC certified), Robinia (FSC certified), Dark Bamboo, or Savanna Bamboo
- Bench dimensions (W x D x H): 1,800 x 599 x 825 mm



DARK BAMBOO



SAVANNA BAMBOO



PIEGA BENCH WITH BACKREST

Designation	
	Item no.
Piega bench Iroko	55298..*
Piega bench Robinia	55297..*
Piega bench Dark Bamboo	55296..*
Piega bench Savanna Bamboo	55295..*

*Please add the colour end number to the article number (colour overview page 14)

33

Standard colours 1: Ready to ship within 4 days
RAL 9006 White aluminium, RAL 7016 Anthracite grey

03

13

14

31

32

39

10-14 weeks



Choice of RAL:
12-16 weeks



ERLAU® Solaris Bench

Comfort meets Design. With its stylishly contoured seat and enticing comfort, our Solaris bench invites passers-by to linger.

- Curved seat made from 15 slats (or 8 slats without backrest) 60 x 40 mm. Slats screwed together with countersunk screws
- Portable version including fixing holes (must be anchored)
- Legs made of tube 60 x 40 mm, hot-dip galvanised and powder coated
- Dimensions with backrest (W x L x H): 1,800 x 744 x 869 mm
- Dimensions without backrest (W x L x H): 1,800 x 517 x 460 mm

Matching Solaris table

Starting on page 108

Matching Solaris chair:

Starting on page 134

Matching Solaris stool:

Starting on page 135

Matching Solaris sun lounger:

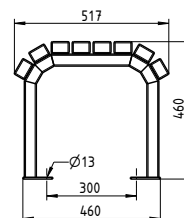
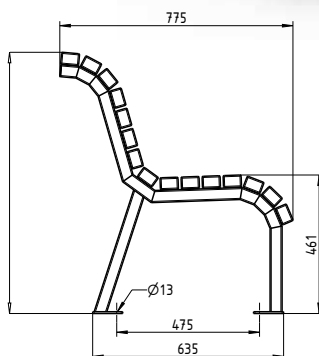

Starting on page 140



SAVANNA BAMBOO



DARK BAMBOO



SOLARIS BENCH		
Designation	Without backrest	With backrest
	Item no.	Item no.
Savanna Bamboo	54788..*	54787..*
Dark Bamboo	54783..*	54782..*

Unassembled: Slats included

*Please add the colour end number to the article number (colour overview page 14)



Choice of RAL:
12-16 weeks



ERLAU® Siesta Harmony

The bench. A classic in outdoor design.

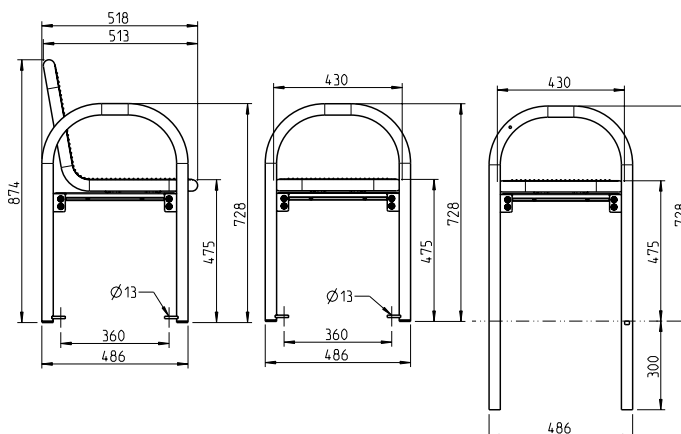
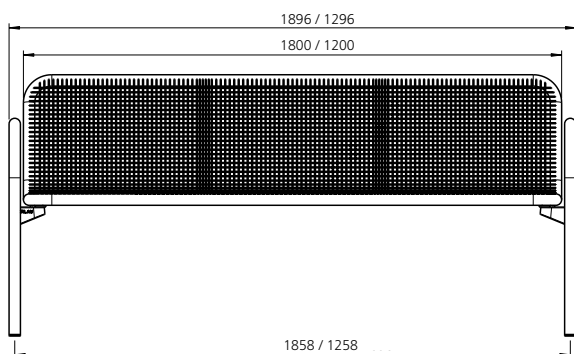
- Seat and backrest with full wire mesh surface with round tubes, diameter 38 mm
- Grid 15 x 15 mm, wire thickness 3.3 mm
- More compact grid for seat separation and added stabilisation
- Curved round tube leg, diameter 38 mm, also serves as an armrest
- Seat surface vortex-sintered with Rilsan polyamide, min. coating thickness 350 µm
- Legs hot-dip galvanised and powder-coated
- Adapter set for connecting seat and base

Matching tables

Starting on page 110

Matching waste containers:

Starting on page 184



SIESTA HARMONY WITHOUT BACKREST		
Designation	Portable	Fixed
	Item no.	Item no.
3-seater	54112..*	54115..*
2-seater	54375..*	54376..*

SIESTA HARMONY WITH BACKREST		
Designation	Portable	Fixed
	Item no.	Item no.
3-seater	54111..*	54114..*
2-seater	54260..*	54113..*

*Please add the colour end number to the article number (colour overview page 14)





ERLAU® Siesta Style

The bench. A classic in outdoor design.

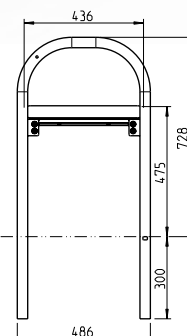
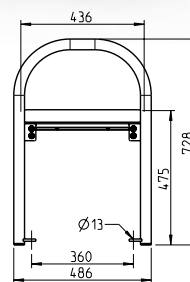
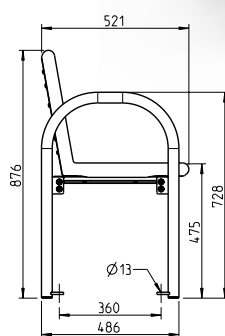
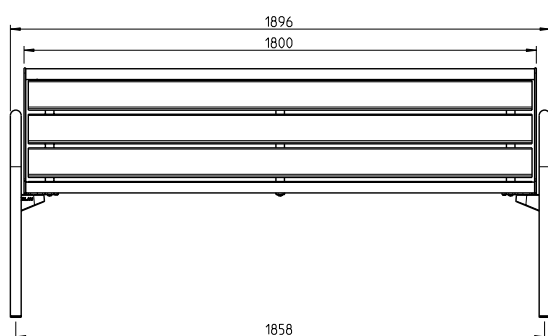
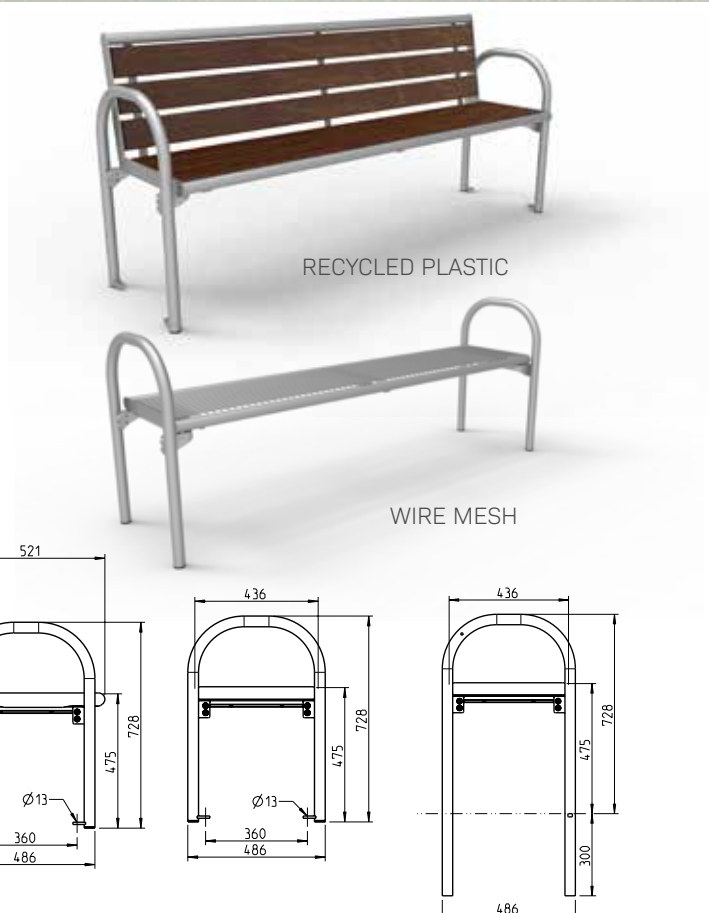
- Frame made from laser cut moulded parts and round tube, diameter 38 mm
- Insert made of different materials can be selected
- Curved round tube leg, diameter 38 mm, also serves as an armrest
- Seat frame vortex-sintered with Rilsan polyamide, min. coating thickness 350 µm
- Legs hot-dip galvanised and powder-coated
- Adapter set for connecting seat and base

Matching tables

Starting on page 110

Matching waste containers:

Starting on page 184



SIESTA STYLE WITHOUT BACKREST, 3-SEATER

Designation	Portable	Fixed
	Item no.	Item no.
Wire mesh	54386..*	54392..*
Dark Bamboo	54387..*	54393..*
Savanna Bamboo	54724..*	54725..*
Recycled plastic	54389..*	54395..*
Pagholz	54390..*	54396..*
Accoya	54391..*	54397..*
Robinia	55059..*	55060..*
Iroko	55025..*	55026..*

SIESTA STYLE WITH BACKREST, 3-SEATER

Designation	Portable	Fixed
	Item no.	Item no.
Wire mesh	54116..*	54379..*
Dark Bamboo	54259..*	54380..*
Savanna Bamboo	54703..*	54723..*
Recycled plastic	54117..*	54382..*
Pagholz	54118..*	54383..*
Accoya	54385..*	54384..*
Robinia	55057..*	55058..*
Iroko	55023..*	55024..*

*Please add the colour end number to the article number (colour overview page 14)



Standard colours 1: Ready to ship within 4 days
RAL 9006 White aluminium, RAL 7016 Anthracite grey



10-14 weeks



Choice of RAL:
12-16 weeks



ERLAU® Stella Harmony

**Playful yet down-to-earth.
Always makes a strong impression.**

- Seat and backrest with full wire mesh surface with round tubes, diameter 38 mm
- Grid 15 x 15 mm, wire thickness 3.3 mm
- More compact grid for seat separation and added stabilisation
- Seat surface vortex-sintered with Rilsan polyamide, min. coating thickness 350 µm
- Leg made of laser cut moulded part, angled and arched design, also serves as an armrest
- Legs hot-dip galvanised and powder-coated
- Adapter set for connecting seat and base

Matching tables

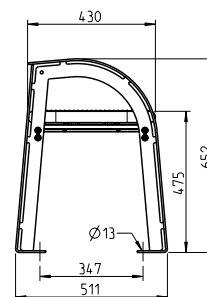
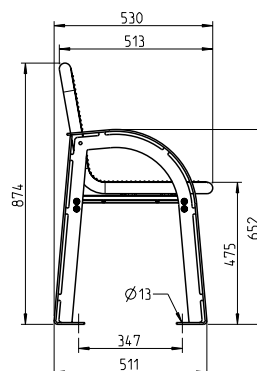
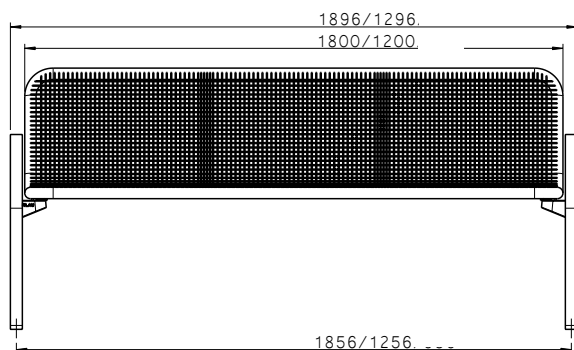
Starting on page 110

Matching waste containers:

Starting on page 184

Ground anchor set: (2x per bench)

Item no.: 5006938



STELLA HARMONY		
Designation	Without backrest	With backrest
	Item no.	Item no.
3-seater	54400..*	54127..*
2-seater	54401..*	54398..*

*Please add the colour end number to the article number (colour overview page 14)





ERLAU® Stella Style

**Playful yet down-to-earth.
Always makes a strong impression.**

- Frame made from laser cut moulded parts and round tube, diameter 38 mm
- Insert made of different materials can be selected
- Leg made of laser cut moulded part, angled and arched design, also serves as an armrest
- Seat frame vortex-sintered with Rilsan polyamide, min. coating thickness 350 µm
- Legs hot-dip galvanised and powder-coated
- Adapter set for connecting seat and base

Matching tables


Starting on page 110

Matching waste containers:

Starting on page 184

Ground anchor set: (2x per bench)

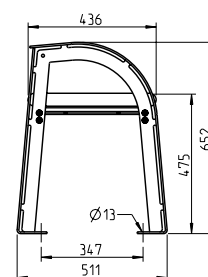
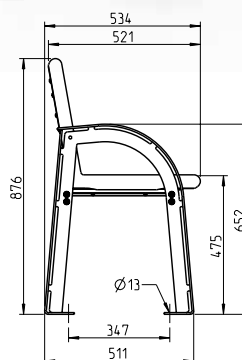
Item no.: 5006938



ACCOYA



PAGHOLZ



STELLA STYLE, 3-SEATER

Designation	Without backrest	With backrest
	Item no.	Item no.
Wire mesh	54407..*	54128..*
Dark Bamboo	54408..*	54403..*
Savanna Bamboo	54727..*	54726..*
Recycled plastic	54410..*	54405..*
Pagholz	54411..*	54129..*
Accoya	54412..*	54406..*
Robinia	55078..*	55077..*
Iroko	55044..*	55043..*

*Please add the colour end number to the article number (colour overview page 14)

31 33

Standard colours 1: Ready to ship within 4 days
RAL 9006 White aluminium, RAL 7016 Anthracite grey

03 13 14 32 39

10-14 weeks



Choice of RAL:
12-16 weeks



ERLAU® Charisma Harmony

Flexible and timeless.

A reliable partner in all situations.

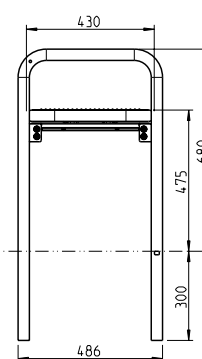
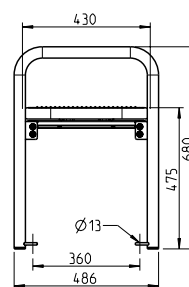
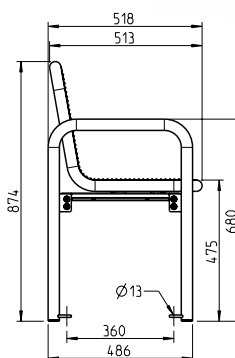
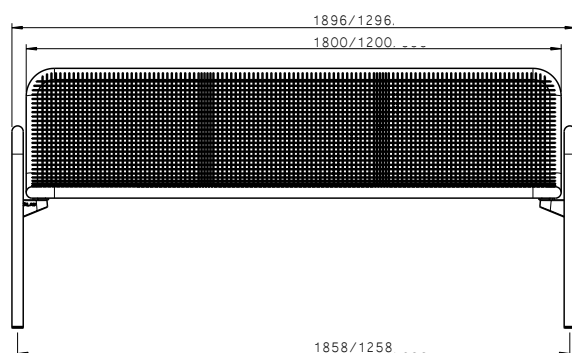
- Seat and backrest with full wire mesh surface with round tubes, diameter 38 mm
- Grid 15 x 15 mm, wire thickness 3.3 mm
- More compact grid for seat separation and added stabilisation
- Curved round tube leg, diameter 38 mm, also serves as an armrest
- Seat surface vortex-sintered with Rilsan polyamide, min. coating thickness 350 µm
- Legs hot-dip galvanised and powder-coated
- Adapter set for connecting seat and base

Matching tables

Starting on page 110

Matching waste containers:

Starting on page 184



CHARISMA HARMONY WITHOUT BACKREST

Designation	Portable	Fixed
	Item no.	Item no.
3-seater	54418..*	54419..*
2-seater	54420..*	54421..*

CHARISMA HARMONY WITH BACKREST

Designation	Portable	Fixed
	Item no.	Item no.
3-seater	54120..*	54413..*
2-seater	54414..*	54415..*

*Please add the colour end number to the article number (colour overview page 14)





ERLAU® Charisma Style

Flexible and timeless.

A reliable partner in all situations.

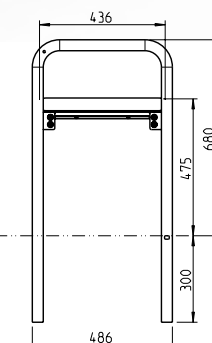
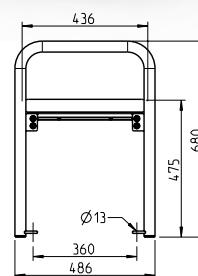
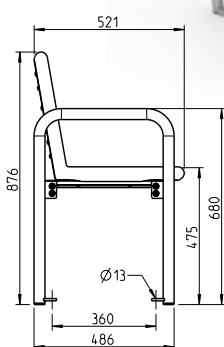

- Frame made from laser cut moulded parts and round tube, diameter 38 mm
- Insert made of different materials can be selected
- Curved round tube leg, diameter 38 mm, also serves as an armrest
- Seat frame vortex-sintered with Rilsan polyamide, min. coating thickness 350 µm
- Legs hot-dip galvanised and powder-coated
- Adapter set for connecting seat and base

Matching tables

Starting on page 110

Matching waste containers:

Starting on page 184



DARK BAMBOO



WIRE MESH

CHARISMA STYLE WITHOUT BACKREST, 3-SEATER

Designation	Portable	Fixed
	Item no.	Item no.
Wire mesh	54498..*	54431..*
Dark Bamboo	54533..*	54432..*
Savanna Bamboo	54738..*	54729..*
Recycled plastic	54535..*	54434..*
Pagholz	54536..*	54435..*
Accoya	54537..*	54436..*
Robinia	55065..*	55064..*
Iroko	55031..*	55030..*

CHARISMA STYLE WITH BACKREST, 3-SEATER

Designation	Portable	Fixed
	Item no.	Item no.
Wire mesh	54121..*	54424..*
Dark Bamboo	54126..*	54425..*
Savanna Bamboo	54704..*	54728..*
Recycled plastic	54123..*	54427..*
Pagholz	54124..*	54428..*
Accoya	54430..*	54429..*
Robinia	55062..*	55063..*
Iroko	55028..*	55029..*

*Please add the colour end number to the article number (colour overview page 14)



Standard colours 1: Ready to ship within 4 days
RAL 9006 White aluminium, RAL 7016 Anthracite grey



10-14 weeks



Choice of RAL:
12-16 weeks



ERLAU® Charisma Harmony Care

Flexible and timeless.

A reliable partner in all situations.

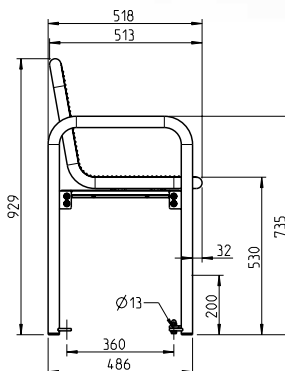
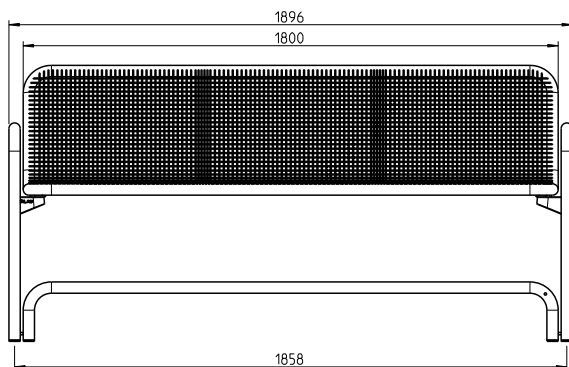
- Ease of standing up, even for physically impaired persons, thanks to the raised seat to 530 mm
- The feet can be comfortably placed on the leg tube
- Seat and backrest with full wire mesh surface with round tubes, diameter 38 mm
- Grid 15 x 15 mm, wire thickness 3.3 mm
- More compact grid for seat separation and added stabilisation
- Curved round tube leg, diameter 38 mm, also serves as an armrest
- Seat surface vortex-sintered with Rilsan polyamide, min. coating thickness 350 µm
- Legs hot-dip galvanised and powder-coated
- Leg support tube completely hot-dip galvanised
- Adapter set for connecting seat and base

Matching tables

Starting on page 110

Matching waste containers:

Starting on page 184



CHARISMA HARMONY CARE WITH BACKREST

Designation	Portable
	Item no.
3-seater	54629..*

*Please add the colour end number to the article number (colour overview page 14)





ERLAU® Charisma Style Care

Flexible and timeless.

A reliable partner in all situations.

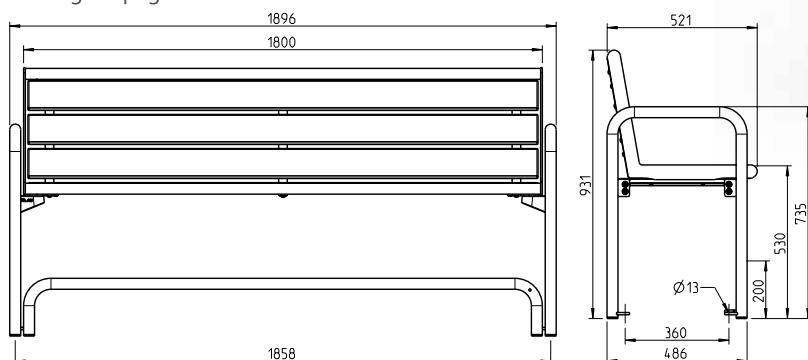
- Ease of standing up, even for physically impaired persons, thanks to the raised seat to 530 mm
- The feet can be comfortably placed on the leg tube
- Frame made from laser cut moulded parts and round tubes, diameter 38 mm
- Insert made of different materials can be selected
- Curved round tube leg, diameter 38 mm, also serves as an armrest
- Seat frame vortex-sintered with Rilsan polyamide, min. coating thickness 350 µm
- Legs hot-dip galvanised and powder-coated
- Leg support tube completely hot-dip galvanised
- Adapter set for connecting seat and base

Matching tables

Starting on page 110

Matching waste containers:

Starting on page 184



PAGHOLZ



WIRE MESH

CHARISMA CARE WITH BACKREST, 3-SEATER

Designation	Portable
	Item no.
Wire mesh	54630..*
Dark Bamboo	54631..*
Savanna Bamboo	54740..*
Recycled plastic	54633..*
Pagholz	54634..*
Accoya	54635..*
Robinia	55066..*
Iroko	55032..*

*Please add the colour end number to the article number (colour overview page 14)



Standard colours 1: Ready to ship within 4 days
RAL 9006 White aluminium, RAL 7016 Anthracite grey



10-14 weeks



Choice of RAL:
12-16 weeks



ERLAU® Piazza Plus Harmony

The distinctive design impresses with its consistent lines as a perfect symbiosis of form and function.

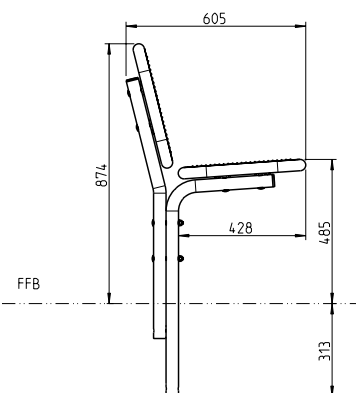
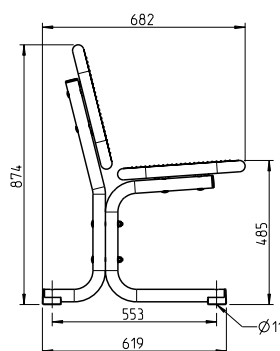
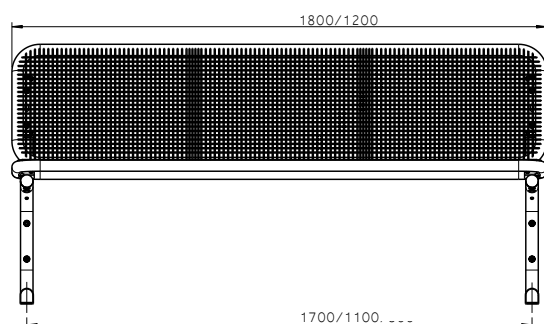
- Seat/back section made from wire mesh and round tube, diameter 38 mm
- Grid 15 x 15 mm, wire thickness 3.3 mm
- More compact grid for seat separation and added stabilisation
- Seat surface vortex-sintered with Rilsan polyamide, min. coating thickness 350 µm
- Legs hot-dip galvanised and powder-coated
- Curved tube leg diameter 42 mm
- Leg hot-dip galvanised and powder coated

Matching Tabula Harmony table

On page 111

Matching waste containers:

Starting on page 184



PIAZZA PLUS HARMONY WITH BACKREST

Designation	Portable	Fixed
	Item no.	Item no.
3-seater	54144..*	54142..*
2-seater	54143..*	54141..*

*Please add the colour end number to the article number (colour overview page 14)





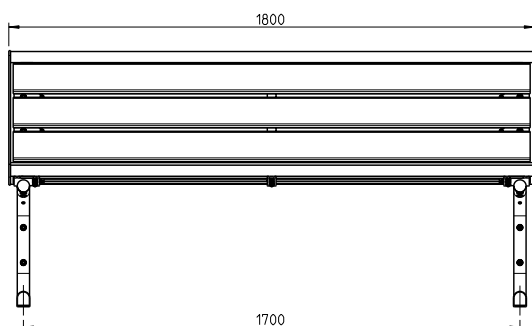
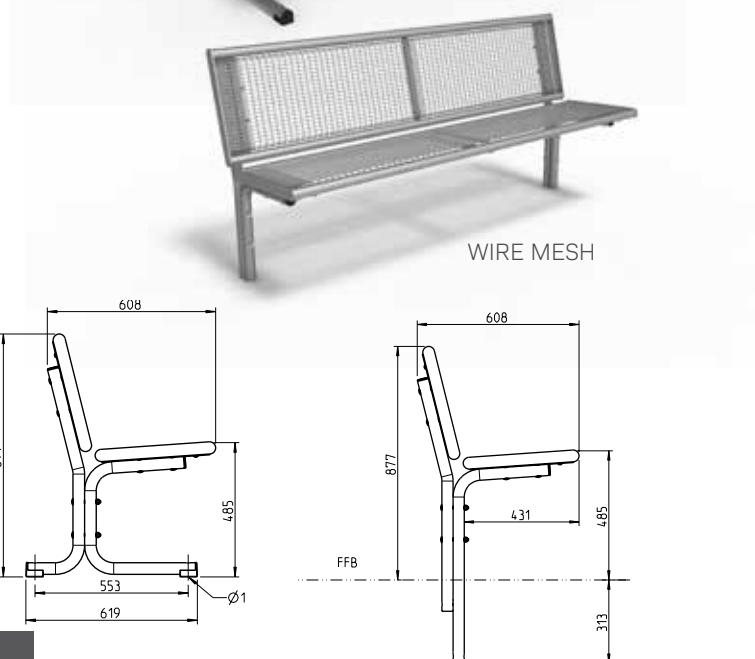
ERLAU® Piazza Plus Style

The distinctive design impresses with its consistent lines as a perfect symbiosis of form and function.

- Frame made from laser cut moulded parts and round tube, diameter 38 mm
- Insert made of different materials can be selected
- Curved tube leg, diameter 42 mm
- Seat frame vortex-sintered with Rilsan polyamide, min. coating thickness 350 µm
- Legs hot-dip galvanised and powder-coated

Matching Tabula Style table
On page 111

Matching waste containers:
Starting on page 184



PIAZZA PLUS STYLE WITH BACKREST, 3-SEATER

Designation	Portable	Fixed
	Item no.	Item no.
Wire mesh	54437..*	54145..*
Dark Bamboo	54438..*	54442..*
Savanna Bamboo	54730..*	54731..*
Recycled plastic	54670..*	54146..*
Pagholz	54440..*	54444..*
Accoya	54441..*	54445..*
Robinia	55079..*	55080..*
Iroko	55045..*	55046..*

*Please add the colour end number to the article number (colour overview page 14)

31 33

Standard colours 1: Ready to ship within 4 days
RAL 9006 White aluminium, RAL 7016 Anthracite grey

03 13

14 32

39

10-14 weeks



Choice of RAL:
12-16 weeks



ERLAU® Primavera Harmony

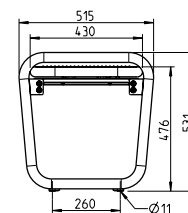
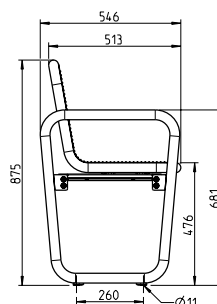

Light and friendly. Adapts harmoniously to its surroundings and always cuts a good figure.

- Seat and backrest with full wire mesh surface with round tubes, diameter 38 mm
- Grid 15 x 15 mm, wire thickness 3.3 mm
- More compact grid for seat separation and added stabilisation
- Leg with armrest or without armrest, portable with mounting brackets (must be anchored)
- Seat surface vortex-sintered with Rilsan polyamide, min. coating thickness 350 µm
- Legs hot-dip galvanised and powder-coated
- Adapter set for connecting seat and base

Matching Primavera Maxi Harmony table
On page 138

Matching waste containers:
Starting on page 184

Ground anchor set: (2x per bench)
Item no.: 5006938



PRIMAVERA HARMONY		
Designation	Without backrest	With backrest
	Item no.	Item no.
3-seater with armrest	54469..*	54468..*
3-seater without armrest	54133..*	54132..*
2-seater with armrest	55133..*	55129..*
2-seater without armrest	55134..*	55130..*

*Please add the colour end number to the article number (colour overview page 14)





ERLAU® Primavera Style

Light and friendly. Adapts harmoniously to its surroundings and always cuts a good figure.

- Frame made from laser cut moulded parts and round tube, diameter 38 mm
- Insert made of different materials can be selected
- Leg with armrest or without armrest, portable with mounting brackets (must be anchored)
- Seat frame vortex-sintered with Rilsan polyamide, min. coating thickness 350 µm
- Legs hot-dip galvanised and powder-coated
- Adapter set for connecting seat and base

Matching Primavera Maxi Style table
On page 116

Matching waste containers:
Starting on page 184

Ground anchor set: (2x per bench)
Item no.: 5006938



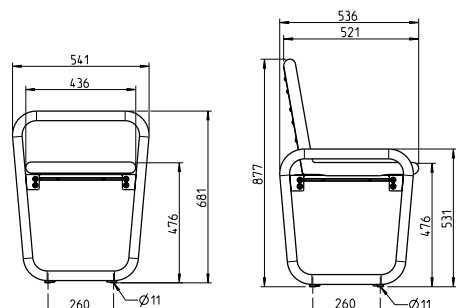

PAGHOLZ



SAVANNA BAMBOO

PRIMAVERA STYLE, 3-SEATER

Designation	Without backrest	With backrest
	Item no.	Item no.
Wire mesh with armrest	54479..*	54470..*
Wire mesh without armrest	54485..*	54474..*
Dark Bamboo with armrest	54480..*	54471..*
Dark Bamboo without armrest	54486..*	54475..*
Savanna Bamboo with armrest	54734..*	54718..*
Savanna Bamboo without armrest	54719..*	54717..*
Recycling plastic with armrest	54482..*	54472..*
Recycling plastic without armrest	54487..*	54476..*
Pagholz with armrest	54483..*	54134..*
Pagholz without armrest	54488..*	54477..*
Accoya with armrest	54484..*	54473..*
Accoya without armrest	54489..*	54478..*
Robinia with armrest	55075..*	55073..*
Robinia without armrest	55074..*	55072..*
Iroko without armrest	55041..*	55039..*
Iroko without armrest	55040..*	55038..*



*Please add the colour end number to the article number (colour overview page 14)



Standard colours 1: Ready to ship within 4 days
RAL 9006 White aluminium, RAL 7016 Anthracite grey



10-14 weeks



Choice of RAL:
12-16 weeks



ERLAU® Quadri Harmony

Powerful and streamlined. A bench whose elegant feel impresses with functionality and simplicity.

- Seat and backrest with full wire mesh surface with round tubes, diameter 38 mm
- Grid 15 x 15 mm, wire thickness 3.3 mm
- More compact grid for seat separation and added stabilisation
- Seat surface vortex-sintered with Rilsan polyamide, min. coating thickness 350 µm
- Base made of laser cut moulded part, angled and rectangular design
- Legs hot-dip galvanised and powder-coated
- Portable, drilled
- Adapter set for connecting seat and base
- Optional ground anchor set



Matching Quadri Maxi Harmony table

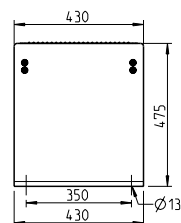
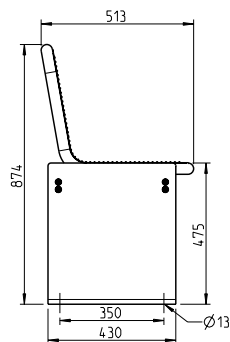
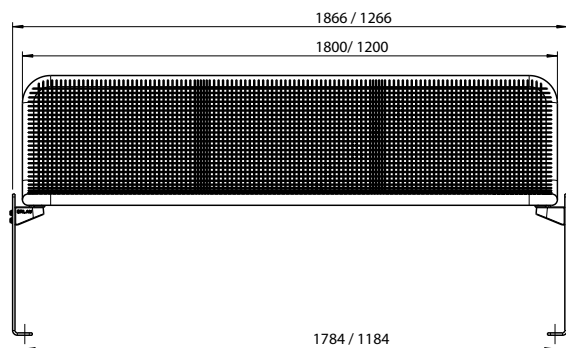
On page 114

Matching waste containers:

Starting on page 184

Ground anchor set: (2x per bench)

Item no.: 5006938



QUADRI HARMONY

Designation	Without backrest	With backrest
	Item no.	Item no.
3-seater	54491..*	54490..*
2-seater	55139..*	55137..*

*Please add the colour end number to the article number (colour overview page 14)





ERLAU® Quadri Style

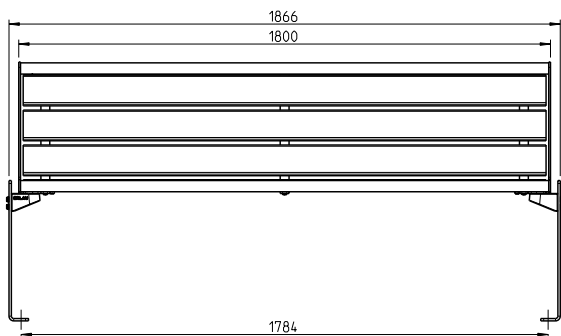
Powerful and streamlined. A bench whose elegant feel impresses with functionality and simplicity.

- Frame made from laser cut moulded parts and round tube, diameter 38 mm
- Insert made of different materials can be selected
- Base made of laser cut moulded part, angled and rectangular design
- Portable, drilled
- Seat frame vortex-sintered with Rilsan polyamide, min. coating thickness 350 µm
- Legs hot-dip galvanised and powder-coated
- Optional ground anchor set

Matching Quadri Maxi Style table
On page 114

Matching waste containers:
Starting on page 184

Ground anchor set: (2x per bench)
Item no.: 5006938



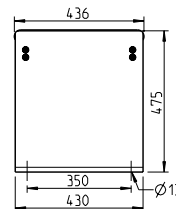
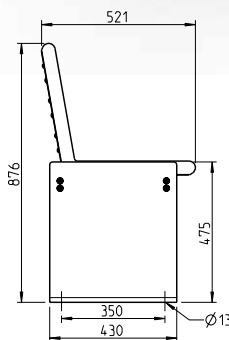
QUADRI STYLE, 3-SEATER		
Designation	Without backrest	With backrest
	Item no.	Item no.
Wire mesh	54138..*	54492..*
Dark Bamboo	54140..*	54493..*
Savanna Bamboo	54721..*	54735..*
Recycled plastic	54139..*	54495..*
Pagholz	54499..*	54496..*
Accoya	54500..*	54497..*
Robinia	55068..*	55067..*
Iroko	55034..*	55033..*



DARK BAMBOO



WIRE MESH



*Please add the colour end number to the article number (colour overview page 14)



Standard colours 1: Ready to ship within 4 days
RAL 9006 White aluminium, RAL 7016 Anthracite grey



10-14 weeks



Choice of RAL:
12-16 weeks



ERLAU® Gloria Harmony

Solid and striking. The architectural design makes the bank an eye-catcher wherever it is.

- Seat and backrest with full wire mesh surface with round tubes, diameter 38 mm
- Grid 15 x 15 mm, wire thickness 3.3 mm
- More compact grid for seat separation and added stabilisation
- Seat surface vortex-sintered with Rilsan polyamide, min. coating thickness 350 µm
- Leg made of exposed concrete, smooth and untreated
- Adapter set for connecting seat and base
- With optional ground anchor set



Matching tables

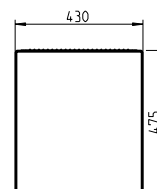
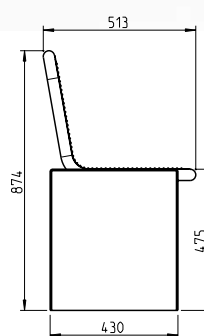
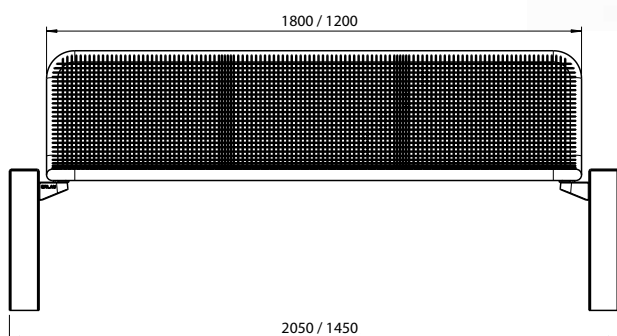
Starting on page 110

Matching waste containers:

Starting on page 184

Ground anchor set:

Item no.: 5007409



GLORIA HARMONY

Designation	Without backrest	With backrest
	Item no.	Item no.
3-seater	54109..*	54104..*
2-seater	55143..*	55141..*

*Please add the colour end number to the article number (colour overview page 14)





ERLAU® Gloria Style

Solid and striking. The architectural design makes the bank an eye-catcher wherever it is.

- Frame made from laser cut moulded parts and round tube, diameter 38 mm
- Insert made of different materials can be selected
- Seat frame vortex-sintered with Rilsan polyamide, min. coating thickness 350 µm
- Leg made of exposed concrete, smooth and untreated
- Adapter set for connecting seat and base
- With optional ground anchor set

Matching tables

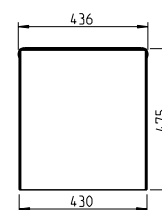
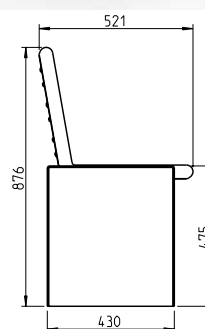
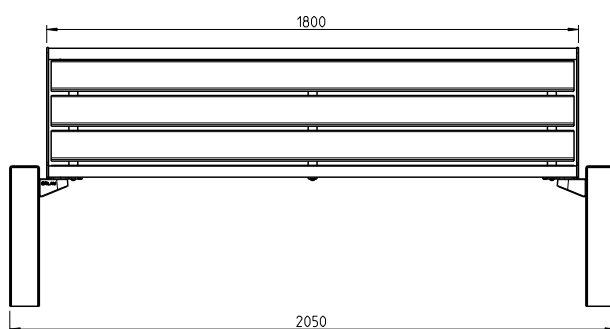
Starting on page 110

Matching waste containers:

Starting on page 184

Ground anchor set:

Item no.: 5007409



GLORIA STYLE, 3-SEATER

Designation	Without backrest	With backrest
	Item no.	Item no.
Wire mesh	54110..*	54105..*
Dark Bamboo	54503..*	54501..*
Savanna Bamboo	54736..*	54702..*
Recycled plastic	54505..*	54106..*
Pagholz	54506..*	54107..*
Accoya	54507..*	54502..*
Robinia	55056..*	55055..*
Iroko	55022..*	55021..*

*Please add the colour end number to the article number (colour overview page 14)

31

33

Standard colours 1: Ready to ship within 4 days
RAL 9006 White aluminium, RAL 7016 Anthracite grey

03

13

14

32

39

10-14 weeks



Choice of RAL:
12-16 weeks


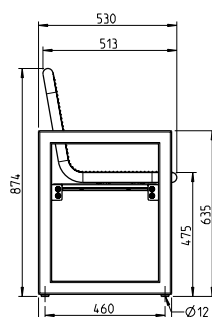
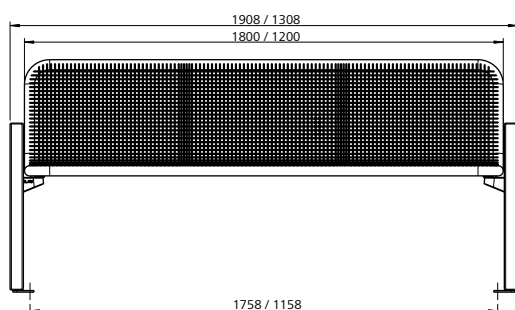


ERLAU® Strada Harmony

The square of seating. The shapes come together in a unique design, making the bank a modern classic.

- Seat and backrest with full wire mesh surface with round tubes, diameter 38 mm
- Grid 15 x 15 mm, wire thickness 3.3 mm
- More compact grid for seat separation and added stabilisation
- Seat surface vortex, min. coating thickness 350 µm
- Leg with armrest, hot-dip galvanised and powder coated, portable with mounting brackets
- Adapter set for connecting seat and base

Matching bicycle stand brackets on page 176.



STRADA HARMONY BENCH

Designation	Without backrest	With backrest
	Item no.	Item no.
3-seater	54523..*	54522..*
2-seater	55147..*	55145..*

*Please add the colour end number to the article number (colour overview page 14)





ERLAU® Strada Style

The square of seating. The shapes come together in a unique design, making the bank a modern classic

- Frame made from laser cut moulded parts and round tubes, diameter 38 mm
- Insert optionally made of wire mesh, Pagholz (FSC certified), Iroko (FSC certified), Robinia (FSC certified), Dark Bamboo, Savanna Bamboo, Accoya (FSC certified) or recycled plastic
- Seat frame vortex-sintered with Rilsan polyamide, min. coating thickness 350 µm
- Legs hot-dip galvanised and powder-coated
- Adapter set for connecting seat and base


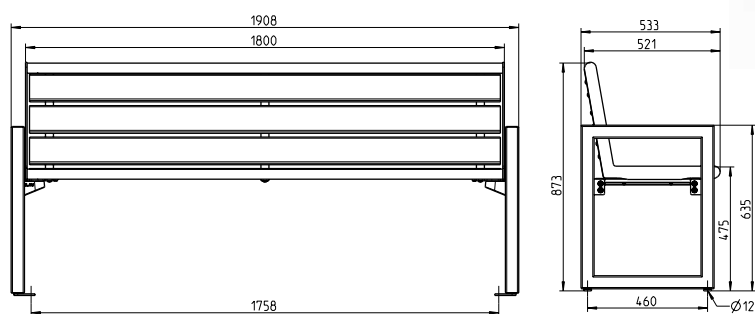
Matching bicycle stand brackets on page 176.



ACCOYA



PAGHOLZ



STRADA STYLE BENCH

Designation	Without backrest	With backrest
	Item no.	Item no.
Wire mesh	54527..*	54257..*
Dark Bamboo	54528..*	54524..*
Savanna Bamboo	54737..*	54705..*
Recycled plastic	54530..*	54525..*
Pagholz	54531..*	54130..*
Accoya	54532..*	54526..*
Robinia	55071..*	55070..*
Iroko	55037..*	55036..*

*Please add the colour end number to the article number (colour overview page 14)



Standard colours 1: Ready to ship within 4 days
RAL 9006 White aluminium, RAL 7016 Anthracite grey



10-14 weeks



Choice of RAL:
12-16 weeks



ERLAU® Siena Harmony

**Comfortable, sturdy and robust.
Also best suited to harsher conditions.**

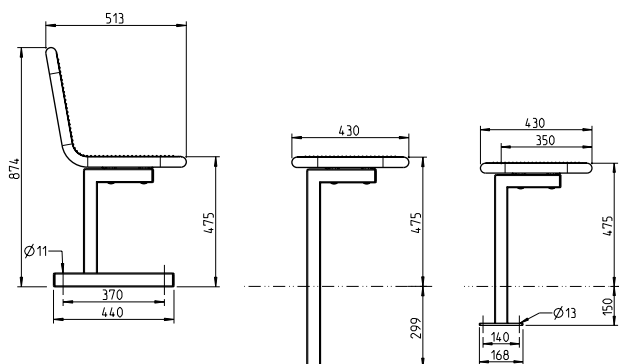
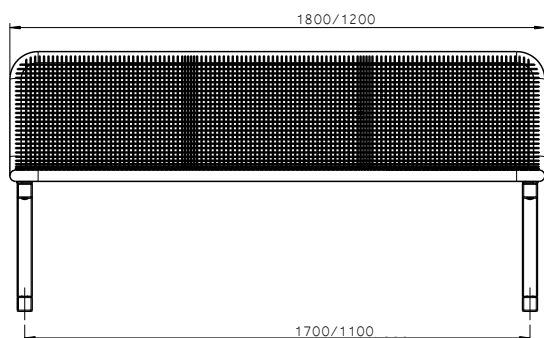
- Seat and backrest with full wire mesh surface with round tubes, diameter 38 mm
- Grid 15 x 15 mm, wire thickness 3.3 mm
- More compact grid for seat separation and added stabilisation
- Seat surface vortex-sintered with Rilsan polyamide, min. coating thickness 350 µm
- L-shaped square legs, 50x50 mm, completely hot-dip galvanised

Matching Siena Maxi Harmony table

On page 112

Matching waste containers:

Starting on page 184



SIENA HARMONY WITHOUT BACKREST				
Designation	Portable Item no.	Fixed Item no.	FP0 Item no.	FP 150 Item no.
3-seater	54451..*	54136..*	54959..*	55152..*
2-seater	54452..*	54453..*	55460..*	55153..*

SIENA HARMONY WITH BACKREST				
Designation	Portable Item no.	Fixed Item no.	FP0 Item no.	FP 150 Item no.
3-seater	54446..*	54135..*	54945..*	55149..*
2-seater	54447..*	54448..*	55461..*	55150..*

*Please add the colour end number to the article number (colour overview page 14)





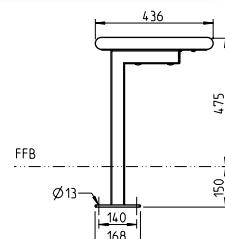
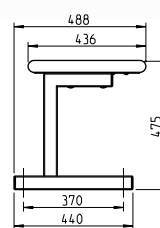
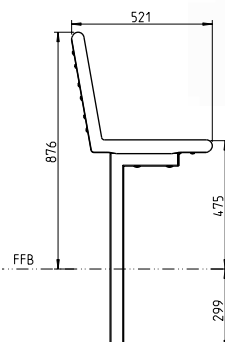
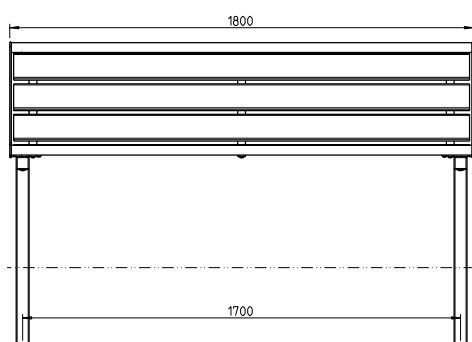
ERLAU® Siena Style

**Comfortable, sturdy and robust.
Also best suited to harsher conditions.**

- Frame made from laser cut moulded parts and round tube, diameter 38 mm
- Insert made of different materials can be selected
- Seat frame vortex-sintered with Rilsan polyamide, min. coating thickness 350 µm
- L-shaped square leg 50 x 50 mm, completely hot-dip galvanised

Matching Siena Maxi Style table
On page 112

Matching waste containers:
Starting on page 184



SIENA STYLE WITHOUT BACKREST, 3-SEATER				
Designation	Portable Item no.	Fixed Item no.	FP0 Item no.	FP 150 Item no.
Wire mesh	55161..*	55167..*	55462..*	55173..*
Dark Bamboo	55162..*	55168..*	55463..*	55174..*
Savanna Bamboo	55163..*	55169..*	55464..*	55175..*
Recycled plastic	55164..*	55170..*	55465..*	55176..*
Pagholz	55165..*	55171..*	55466..*	55177..*
Accoya	55166..*	55172..*	55467..*	55178..*
Robinia	55269..*	55271..*	55468..*	55273..*
Iroko	55270..*	55272..*	55469..*	55274..*

SIENA STYLE WITH BACKREST, 3-SEATER				
Designation	Portable Item no.	Fixed Item no.	FP0 Item no.	FP 150 Item no.
Wire mesh	54456..*	54462..*	55470..*	55155..*
Dark Bamboo	54457..*	54463..*	55471..*	55156..*
Savanna Bamboo	54732..*	54733..*	55472..*	55157..*
Recycled plastic	54459..*	54465..*	55473..*	55158..*
Pagholz	54460..*	54466..*	55474..*	55159..*
Accoya	54461..*	54467..*	55475..*	55160..*
Robinia	55081..*	55082..*	55476..*	55267..*
Iroko	55047..*	55048..*	55477..*	55268..*

*Please add the colour end number to the article number (colour overview page 14)



Standard colours 1: Ready to ship within 4 days
RAL 9006 White aluminium, RAL 7016 Anthracite grey



10-14 weeks



Choice of RAL:
12-16 weeks



ERLAU® Siena Metro direct plank rest

**Sitting standing up is not a contradiction in terms.
The slimline silhouette permits space-saving comfort.**

- Direct planks on the backrest can be selected from different materials
- L-shaped square leg, 50 x 50 mm, hot-dip galvanised
- Height above finished floor: 957 mm

Matching benches

On page 50

Matching waste containers

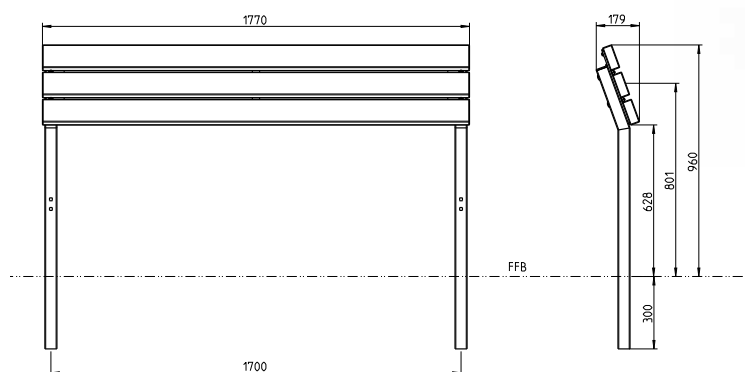
Starting on page 184



RECYCLED PLASTIC



ACCOYA



SIENA METRO DIRECT PLANKS

Designation	Fixed
	Item no.
Dark Bamboo	-
Savanna Bamboo	-
Recycled plastic	-
Pagholz	-
Accoya	-
Robinia	-
Iroko	-



ERLAU® Siena Metro Harmony

**Sitting standing up is not a contradiction in terms.
The slimline silhouette permits space-saving comfort.**

- Harmony backrest made from wire mesh and round tube, diameter 38 mm
- Grid 15 x 15 mm, wire thickness 3.3 mm
- With more compact grids for added stability
- Vortex-sintered with Rilsan polyamide, min. coating thickness 350 µm
- L-shaped square leg, 50 x 50 mm, hot-dip galvanised
- Height above finished floor: 997 mm

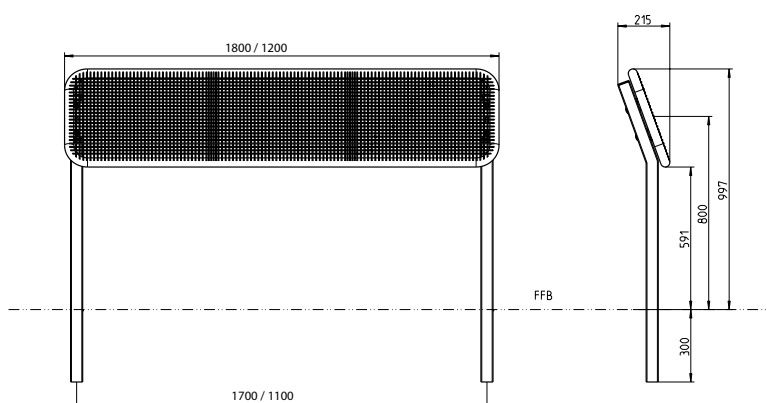


Matching benches

On page 50

Matching waste containers

Starting on page 184



SIENA METRO HARMONY

Dimensions	Fixed
	Item no.
1,800 mm	-
1,200 mm	-

*Please add the colour end number to the article number (colour overview page 14)



Standard colours 1: Ready to ship within 4 days
RAL 9006 White aluminium, RAL 7016 Anthracite grey



10-14 weeks



Choice of RAL:
12-16 weeks



ERLAU® Siena Metro Style rest

Siena Metro Style rest

- Backrest Style made from laser cut moulded part and round tube, diameter 38 mm
- Seat frame vortex-sintered with Rilsan polyamide, min. coating thickness 350 µm
- Insert made of different materials can be selected
- L-shaped square leg, 50x 50 mm, hot-dip galvanised
- Height above finished floor: 997 mm

Matching benches

On page 50

Matching waste containers

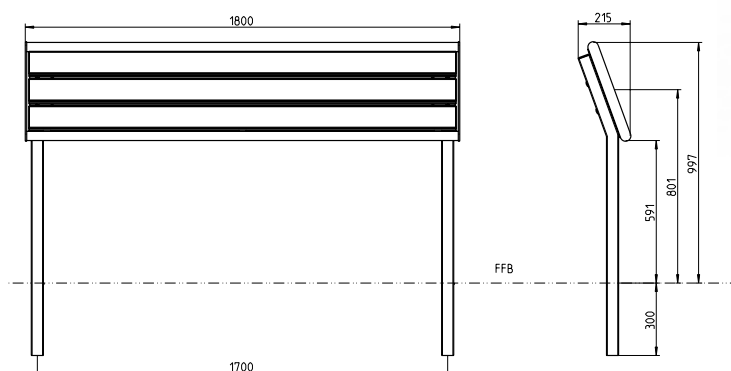
Starting on page 184



DARK BAMBOO



WIRE MESH



SIENA METRO STYLE	
Designation	Fixed
	Item no.
Wire mesh	-
Dark Bamboo	-
Savanna Bamboo	-
Recycled plastic	-
Pagholz	-
Accoya	-
Robinia	-
Iroko	-

*Please add the colour end number to the article number (colour overview page 14)





ERLAU® Alto youth bench

Sitting standing up is not a contradiction in terms. The slimline silhouette permits space-saving comfort.

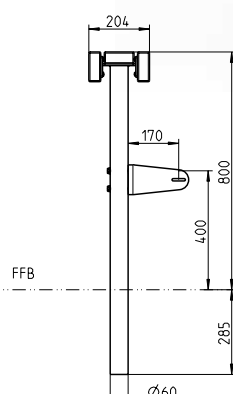
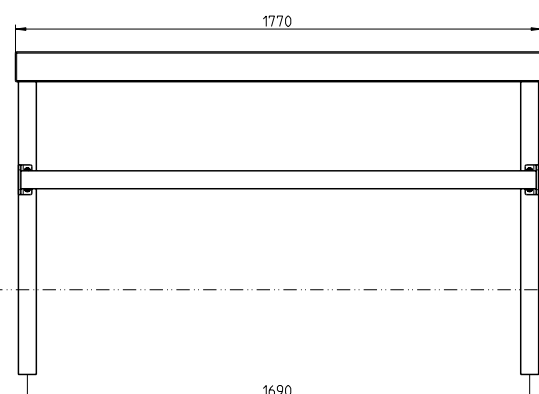
- Direct planks on the seat surface can be selected from different materials
- Round tube leg: diameter 60 mm
- Fixed
- All metal parts completely hot-dip galvanised

Matching benches

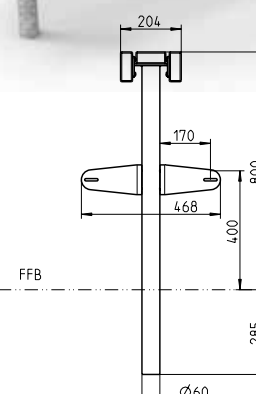
On page 50

Matching waste containers

Starting on page 184



Simply



Double

ALTO YOUTH BENCH, FIXED


	Simply	Double
Designation	Item no.	Item no.
Savanna Bamboo	5474117	5474217
Dark Bamboo	5463717	5464117
Accoya	5463817	5464217
Recycled plastic	5463917	5464317
Robinia	5508317	5508417
Iroko	5504917	5505017



ERLAU® Harmony double bench

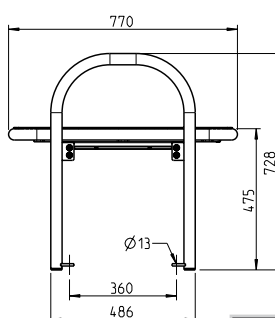
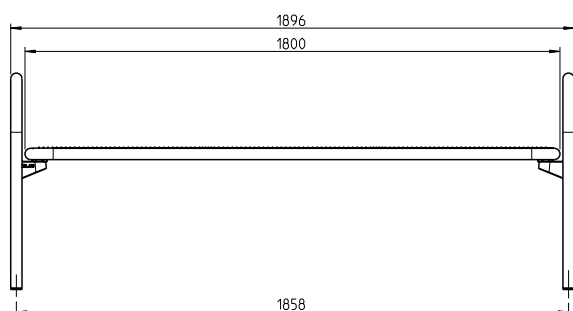
Double the width for double the joy of sitting.
When there is more going on.

- Double seat surface made from wire mesh and round tube, diameter 38 mm
- Grid 15 x 15 mm, wire thickness 3.3 mm
- More compact grid for seat separation and added stabilisation
- Seat surface vortex-sintered with Rilsan polyamide, min. coating thickness 350 µm
- Legs hot-dip galvanised and powder-coated
- Leg to choose
- Bench must be anchored



Matching waste containers:
 Starting on page 184

Ground anchor set: (2x per bench)
 Item no.: 5006938



Seat element + adapter set* + leg

*No adapter set required for the Siena leg

DOUBLE SEAT HARMONY BENCH

Designation	Item no.
Harmony seating element on both sides	-

LEG VARIANTS:



Siesta



Charisma



Siena



Quadri



Plantari



Primavera



Gloria



Strada

*Please add the colour end number to the article number (colour overview page 14)



Standard colours 1: Ready to ship within 4 days
 RAL 9006 White aluminium, RAL 7016 Anthracite grey



10-14 weeks



Choice of RAL:
 12-16 weeks



ERLAU® Style double bench

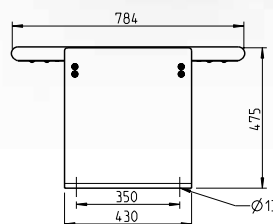
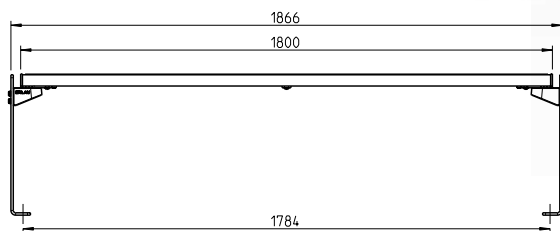
**Double the width for double the joy of sitting.
When there is more going on.**

- Double seat frame made from laser cut moulded parts and round tube, diameter 38 mm
- Seat frame vortex-sintered with Rilsan polyamide, min. coating thickness 350 µm
- Length: 1866 mm, width: 784 mm
- Insert made of different materials can be selected
- Leg to choose
- Bench must be anchored



Matching waste containers:
Starting on page 184

Ground anchor set: (2x per bench)
Item no.: 5006938



Seat element + adapter set* + leg

*No adapter set required for the Siena leg

DOUBLE SEAT STYLE BENCH

Designation	Item no.
Style wire mesh seating elements on both sides	-
Style Dark Bamboo seating elements on both sides	-
Style Savanna Bamboo seating elements on both sides	-
Style recycled plastic seating elements on both sides	-
Style Pagholz seating elements on both sides	-
Style Accoya seating elements on both sides	-
Style Robinia seating elements on both sides	-
Style Iroko seating elements on both sides	-

LEG VARIANTS:



*Please add the colour end number to the article number (colour overview page 14)



Standard colours 1: Ready to ship within 4 days
RAL 9006 White aluminium, RAL 7016 Anthracite grey



10-14 weeks



Choice of RAL:
12-16 weeks



ERLAU® Backrest to design yourself

Backrest to design individually yourself.
Your advertising message on your bench.

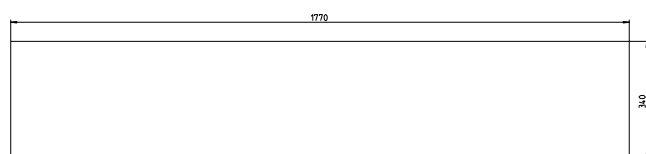
The slightly different customer approach: Design your backrest with your logo, photographs, city maps,... There are no limits to your imagination.

Insert with individual motif print, comprising:

- Sandwich panel 1770x340 mm, front made of polycarbonate with digital print on the back, polycarbonate is characterised by high transparency, high heat resistance and very good impact resistance
- Carrier board made of phenolic resin-coated birch plywood, glued to the surface for cooking and weatherproof purposes, thickness 18 mm
- Phenolic resin film coating in a coating thickness of 120 g/m², colour similar to RAL 8022 (black brown)
- Film surface resistant to abrasion, moisture, common chemicals, as well as diluted acids and alkalis
- Gluing complies with international standards: EN 314-2 / class 3 (exterior); DIN 68705-3 / BFU 100; BS 6566 part 8 / WBP
- Cut edges sealed with boat varnish
- Leg and seat surface insert to choose

Print data requirements:

Printable PDF (150-300 DPI), 1,772 x 342 mm.



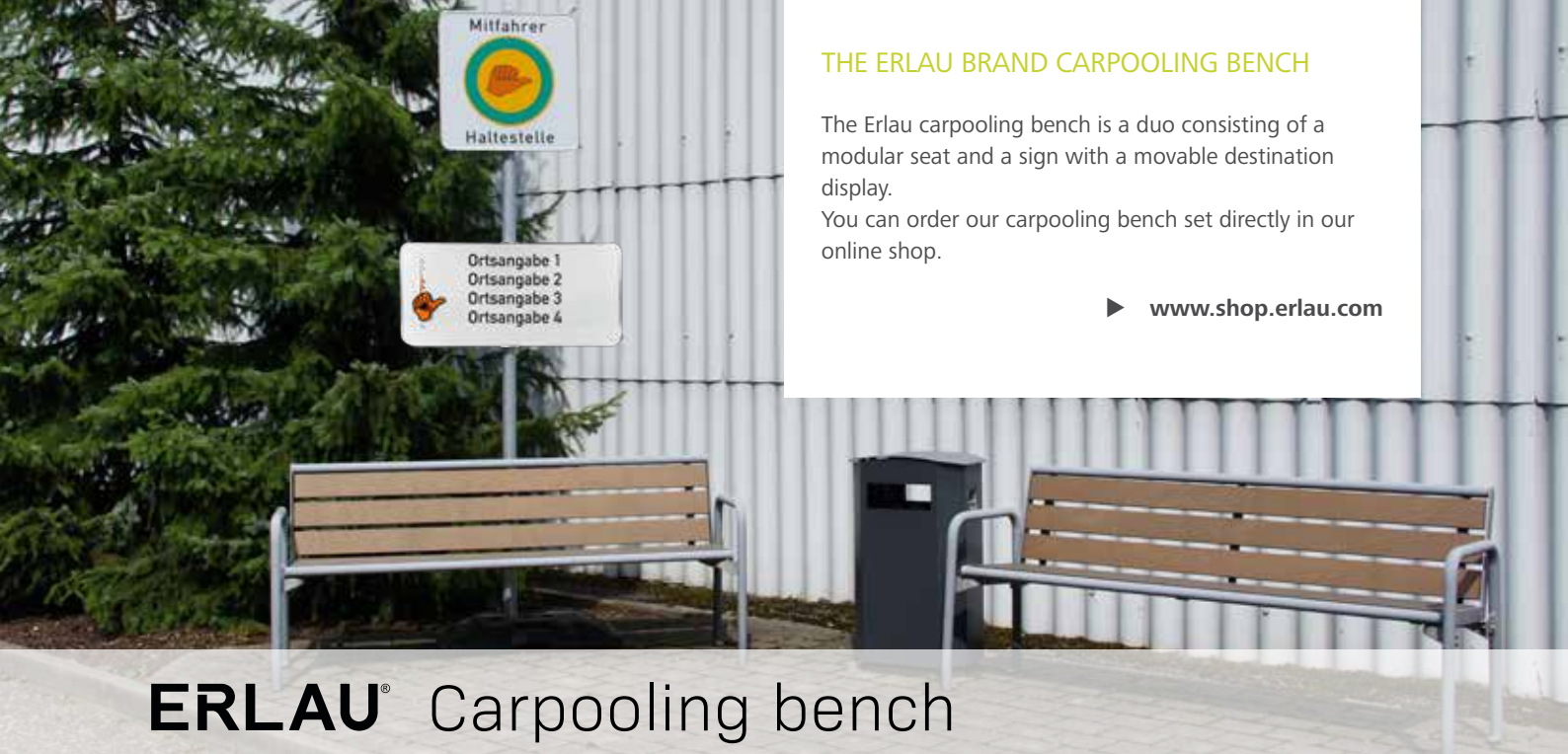
BACKREST TO DESIGN INDIVIDUALLY YOURSELF

Designation	Item no.
Design inlet	5008061

LEG VARIANTS:







THE ERLAU BRAND CARPOOLING BENCH

The Erlau carpooling bench is a duo consisting of a modular seat and a sign with a movable destination display.

You can order our carpooling bench set directly in our online shop.

► www.shop.erlau.com

ERLAU® Carpooling bench

Choose the destination. Get in. Get there.

THE MOBILITY CONCEPT WITHOUT A CAR.

Especially in rural areas, the carpooling bench is a very important instrument for supporting and complementing public transport. Buses serve smaller towns and communities during school hours, but often not in the late morning, afternoon or evening.

THE CARPOOLING BENCH IS THE MOBILITY SOLUTION.

The person waiting for a ride marks their destination on the destination board of the carpooling bench. A passing driver can already recognise the bench and the destination from afar and can take the waiting person with them if they want to reach the same destination. Carpooling benches help to protect the environment and boost a sense of community.

- **Select your individual bench**
- **Backrest to design yourself possible**
- **Signs are also available individually**
- **Movable destination display**
- **1 to 6 destinations possible**
- **Available in the online shop**
- **Funding through the LEADER programme possible**

CARPOOL STOP/SIGN

Designation	Item no.
Head sign	5008341
Carpool sign (up to max. 4 destinations)	5008342
Carpool sign (up to max. 6 destinations)	5008343
Clip (4 x per sign)	5008344
Tube post	5008345
Ground sleeve	5008346



CARPOOLING STOP SIGN

With movable destination display, up to 4 destinations (420 x 900 mm) or 5 to 6 destinations (600 x 900 mm), incl. print and hitchhiker thumb, head sign carpool stop (600 x 600 mm).



MODULAR DESIGN CAR- POOLING BENCH.

Choose your individual design
of carpooling bench.

Your carpooling bench is also
an advertising bench with a
backrest to design yourself.
Shown here with a Stella Style
bench with wire mesh.



SET CARPOOLING BENCH AND SIGN.

Implemented with a Charisma Harmony made
of wire mesh (left) and a Quadri style, bamboo
Savanna (right), with backrest and the carpool
stop sign.



ERLAU® Intersit Wire Mesh

The modern bench. Ideal for use in public waiting areas.

- Lateral frame made of laser-cut moulded parts, seat and backrest with full wire mesh surface, grid 15 x 30 mm, with more compact grid for visual seat separation and added stabilisation
- Wire thickness 3.3 mm, top wires perpendicular to the seating direction
- Connections made of laser-cut moulded parts, tube metal legs, diameter 60 mm
- Completely hot-dip galvanised and powder-coated
- With armrests

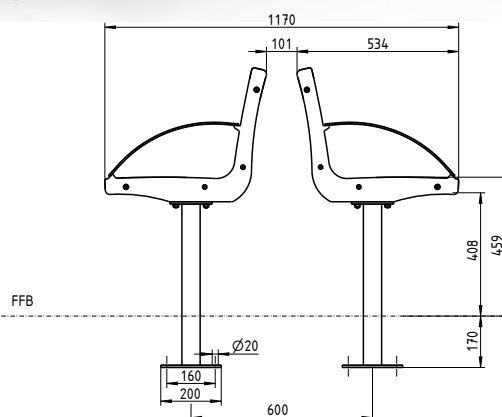
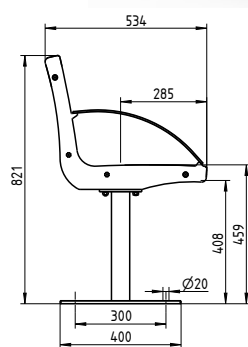
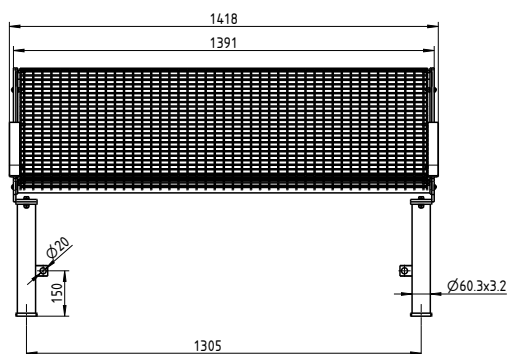


Matching tables:

Starting on page 110

Matching waste containers:

Starting on page 184



INTERSIT WITH BACKREST, WIRE MESH

Designation	FP0 / Portable	FP170
	Item no.	Item no.
3-seater	54802..*	54806..*
3+3-seater	54803..*	54807..*
6-seater	54804..*	54808..*
6+6-seater	54805..*	54809..*

*Please add the colour end number to the article number (colour overview page 14)





ERLAU® Intersit Pagholz

The modern bench. Ideal for use in public waiting areas.

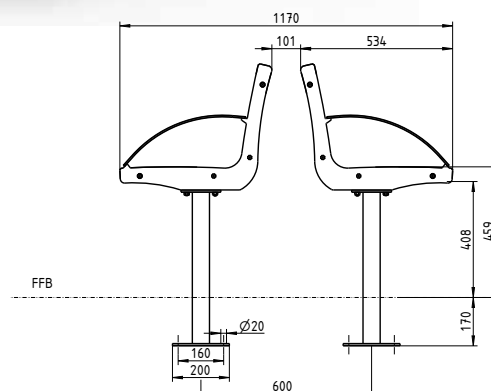
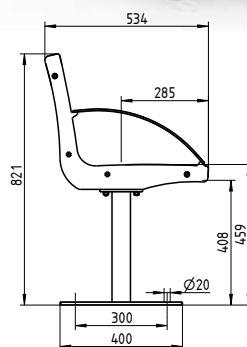
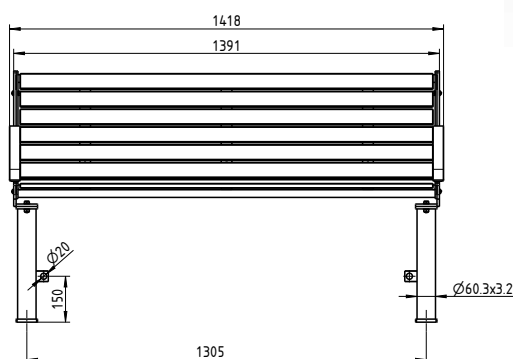
- Lateral frame made of laser-cut moulded parts, seat and backrest surfaces covered with Pagholz slats running perpendicular to the seating direction
- Connections made of laser-cut moulded parts, tube metal legs, diameter 60 mm
- Completely hot-dip galvanised and powder-coated
- With armrests

Matching tables:

Starting on page 110

Matching waste containers:

Starting on page 184



INTERSIT WITH BACKREST, PAGHOLZ

Designation	FP0 / Portable	FP170
	Item no.	Item no.
3-seater	54810..*	54814..*
3+3-seater	54811..*	54815..*
6-seater	54812..*	54816..*
6+6-seater	54813..*	54817..*

*Please add the colour end number to the article number (colour overview page 14)



10-14 weeks



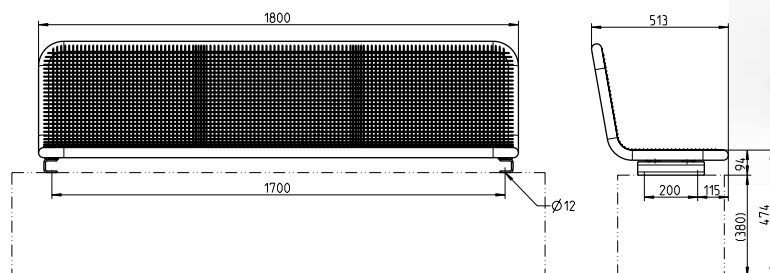
Choice of RAL:
12-16 weeks



ERLAU® Wall fixing


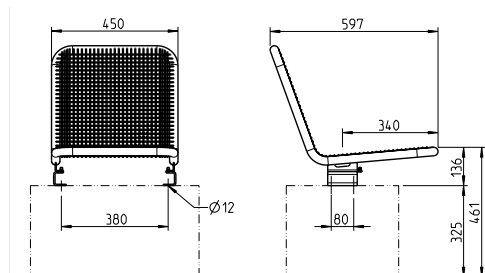
Make use of existing structures and value what already exists.

- With the wall-mounted adapter set made of stainless steel, all our Harmony and Style seating sections can be easily attached to existing walls



Wall mounting for seat shells

- With the wall-mounted adapter set made of stainless steel, all our seating shells can be easily attached to existing walls



Optional wall support:
Seat for direct base mounting
(e.g. on concrete)
See page 202

WALL FIXING	
Designation	Item no.
Adapter set for benches for fixing to walls	5007718
Adapter set for seat shells for fixing to walls	5007183



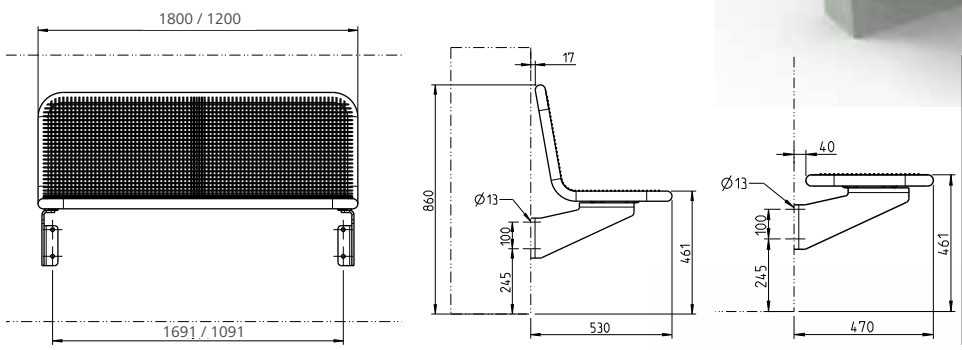


ERLAU® Wall fixing

Make use of existing structures and value what already exists.

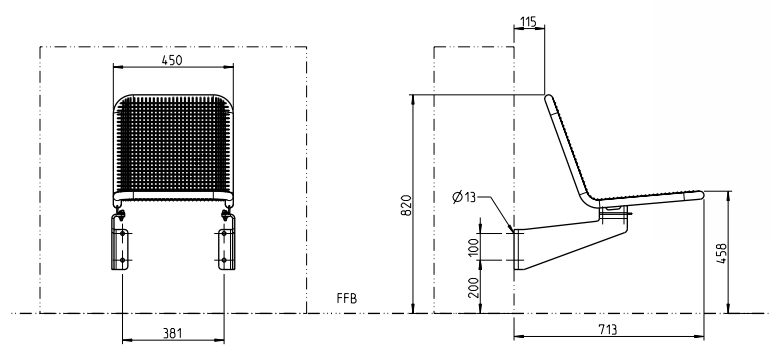
Wall fixing for benches with and without backrest

- With the wall-mounted adapter set, all our Harmony and Style seating sections can be easily attached to existing walls.
- Galvanised and powder coated



Wall fixing seating groups

- With the wall-mounted adapter set, all our seating shells can be easily attached to existing walls.
- Galvanised and powder coated



ADAPTER SET FOR FIXING TO WALLS	
Designation	Item no.
Adapter set for fixing to walls for benches	55446..*
Adapter set for fixing to walls for seat shells	53745..*

*Please add the colour end number to the article number (colour overview page 14)

03

13

14

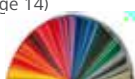
31

32

33

39

10-14 weeks



Choice of RAL:
12-16 weeks



ERLAU® Retrofit set

Turn old into new.

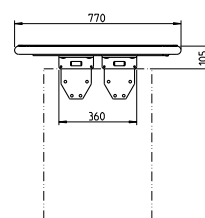
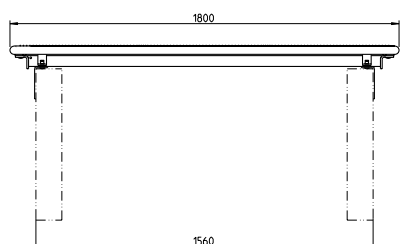
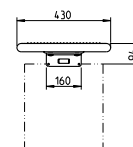
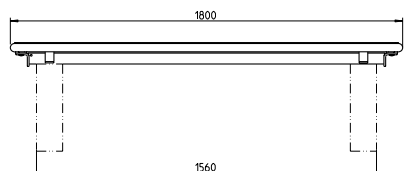
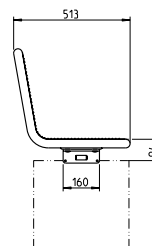
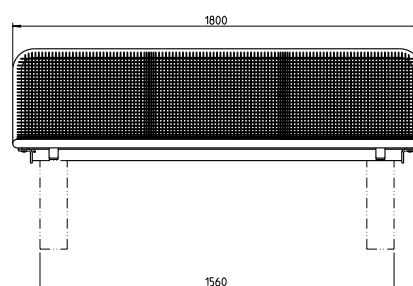
Renovation with the Erlau retrofit set

Weathering and vandalism leave their mark Unfortunately, time also take its toll on outdoor furniture.

Whether by wind and weather or often also by vandalism: Especially in public places, outdoor furniture is affected by the high frequency of use after a certain time. As a result, the external appearance of the facilities becomes less attractive. In such cases, Erlau offers to retrofit your furniture: Existing, still intact parts of your furniture are upgraded, for example, with an intact table top from Erlau.

The solution: The Erlau retrofit set

- Custom-fit solutions irrespective of your bench and table dimensions
- Simple handling: independent assembly easily possible
- Keep intact parts (e.g. table legs)
- Seat surfaces can be raised meaning improved seating comfort



RETROFIT SET

Designation

Item no.

Retrofit set, comprising:

2 x brackets
2 x fixing bars
8 x round head screws M10 x 30
8 x washers
8 x M10 tear-off nuts

5007159

Connecting rod

5371617

Fixing material for mounting on existing concrete legs is not included in the scope of delivery.




AFTER

Mounting options. With the Erlau retrofit set

Side assembly

Bench with/without backrest
(Bracket inside or outside)



Installation from above

Bench with/without backrest




BEFORE



Side assembly

Table

The table requires two retrofit kits and two connecting rods (outside or inside angles)





ERLAU® Concrete slab

Make use of existing structures and value what already exists.

- For quick and simple product installation without foundations
- Made from C30/37, XC4, XF1, according to DIN 18500
- Visible surfaces smooth
- Micro-fibres 3 mm
- With two M16 offset sleeves on each end face
- Reinforcement: constructive as transport reinforcement
- Weight: 835 kg
- Dimensions (W x D x H): 2,200 x 1,100 x 150 mm



CONCRETE SLAB

Designation	Item no.
Concrete slab	5008499



Advantages of the concrete slab compared to the classic fixed construction of outdoor furniture

The concrete slab is a modern and efficient solution for the installation of outdoor furniture, which offers both economic and ecological advantages



Saves time during installation

The concrete slab allows faster assembly because no complex foundation work is required. Benches or loungers can be used immediately after being put in position



Cost saving

Since foundations do not need to be cast and hardened, the costs of working hours and materials associated with traditional foundation production are eliminated



Flexibility and mobility

Ideal for temporary events or seasonal installations, as the furniture can be quickly assembled and dismantled



Environmentally friendly

As no large foundations need to be excavated, the soil remains largely untouched, which reduces the environmental impact



Maintenance-friendly

The concrete slab offers a level and easy-to-clean surface, which makes maintenance and care easier.



Aesthetic benefits

The concrete slab ensures a uniform and tidy appearance, as there are no visible foundation structures



Safety

The concrete slab provides a stable and secure base for the outdoor furniture, which increases the stability and safety of the furniture



ERLAU® TABLES



OLYMPIA LUNA

From p. 100



OLYMPIA LUNA FLOW

From p. 102



PATIO

From p. 104



STRADA MAXI

From p. 106



SOLARIS

From p. 108



TABULA

From p. 110



SIENA MAXI
From p. 112



QUADRI MAXI
From p. 114



PRIMAVERA MAXI
From p. 116



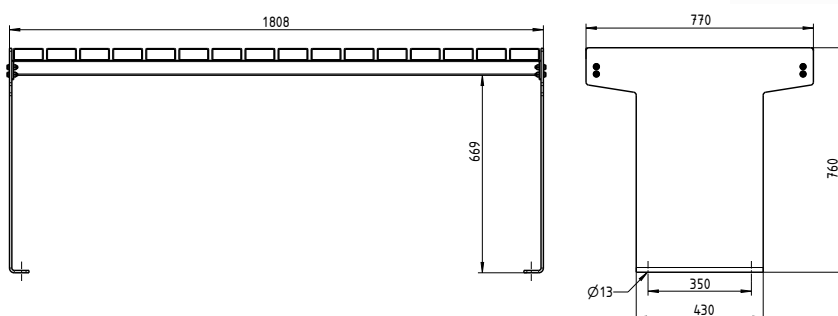
FULLY ACCESSIBLE SOLUTIONS
From p. 118



ERLAU® Olympia Luna

Olympia Luna table. Unified design, limitless variety.


- Base made of laser cut moulded part, angled
- Portable with fixing hole
- Metal components hot-dip galvanised and powder-coated
- Table surface optionally available with Iroko (FSC certified), Robinia (FSC certified), Dark Bamboo, or Savanna Bamboo planks
- Dimensions (W x D x H) 1,808 x 770 x 760 mm



OLYMPIA LUNA TABLE	
Designation	Item no.
Olympia Luna table Iroko	55018..*
Olympia Luna table Robinia	55017..*
Olympia Luna table Dark Bamboo	55016..*
Olympia Luna table Savanna Bamboo	55015..*

*Please add the colour end number to the article number (colour overview page 14)





Matching Olympia Luna
seating groups from
page 20



ERLAU® Olympia Luna Flow

Olympia Luna Flow table one-sided. Unified design, limitless variety.

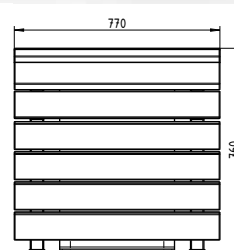
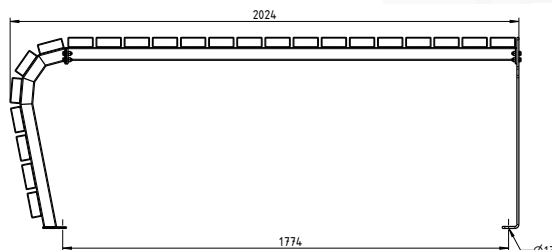
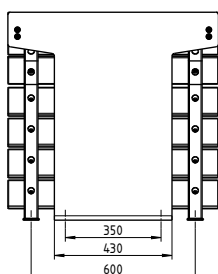
- Base made of laser cut moulded part, angled
- With continuous table surface on one side, transitioning into the base
- Portable with fixing hole
- Metal components hot-dip galvanised and powder-coated
- Table surface optionally available with Iroko (FSC certified), Robinia (FSC certified), Dark Bamboo, or Savanna Bamboo planks
- Dimensions (W x D x H) 2,024 x 770 x 760 mm



SAVANNA BAMBOO



DARK BAMBOO



OLYMPIA LUNA FLOW TABLE ONE-SIDED

Designation	
	Item no.
Olympia Luna Flow table one-sided Iroko	55118.*
Olympia Luna Flow table one-sided Robinia	55117.*
Olympia Luna Flow table one-sided Dark Bamboo	55116.*
Olympia Luna Flow table one-sided Savanna Bamboo	55115.*

*Please add the colour end number to the article number (colour overview page 14)

33

Standard colours 1: Ready to ship within 4 days
RAL 7016 Anthracite grey

03

13

14

31

32

39

10-14 weeks



Choice of RAL:
12-16 weeks



Olympia Luna Flow table two-sided. Unified design, limitless variety.

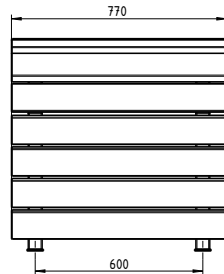
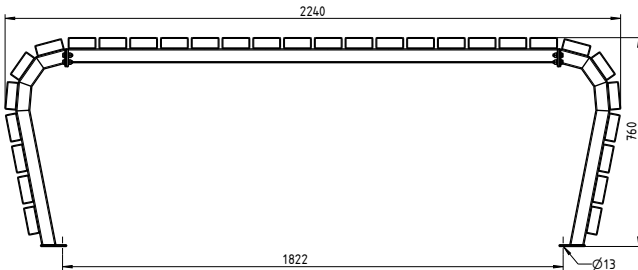
- With continuous table surface on one side, transitioning into the base
- Portable with fixing hole
- Metal components hot-dip galvanised and powder-coated
- Table surface optionally available with Iroko (FSC certified), Robinia (FSC certified), Dark Bamboo, or Savanna Bamboo planks
- Dimensions (W x D x H) 2,240 x 770 x 760 mm



IROKO



ROBINIA



OLYMPIA LUNA FLOW TABLE TWO-SIDED	
Designation	
	Item no.
Olympia Luna Flow table two-sided Iroko	55122..*
Olympia Luna Flow table two-sided Robinia	55121..*
Olympia Luna Flow table two-sided Dark Bamboo	55120..*
Olympia Luna Flow table two-sided Savanna Bamboo	55119..*

*Please add the colour end number to the article number (colour overview page 14)

33

Standard colours 1: Ready to ship within 4 days
RAL 7016 Anthracite grey

03

13

14

31

32

39

10-14 weeks



Choice of RAL:
12-16 weeks

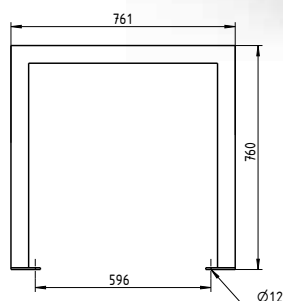


ERLAU® Patio

Patio table. Fits anywhere and any time – either on its own or combined with a bench.

- Portable with fixing hole
- Metal components hot-dip galvanised and powder-coated
- Table surface available with planks (60 x 40 mm) made of Iroko (FSC certified), Robinia (FSC certified), Dark Bamboo, Savanna Bamboo, or planks of powder coated steel
- Table dimensions (W x D x H): 1,800 x 761 x 760 mm

Matching bicycle stand brackets on pages 172-173.



PATIO TABLE

Designation	Item no.
Patio table Iroko	54981..*
Patio table Robinia	54980..*
Patio table Dark Bamboo	54978..*
Patio table Savanna Bamboo	54979..*
Patio table tubular planks	55308..*

*Please add the colour end number to the article number (colour overview page 14)

33 Standard colours 1: Ready to ship within 4 days
RAL 7016 Anthracite grey

03 **13** **14** **31** **32** **39** 10-14 weeks



Choice of RAL:
12-16 weeks

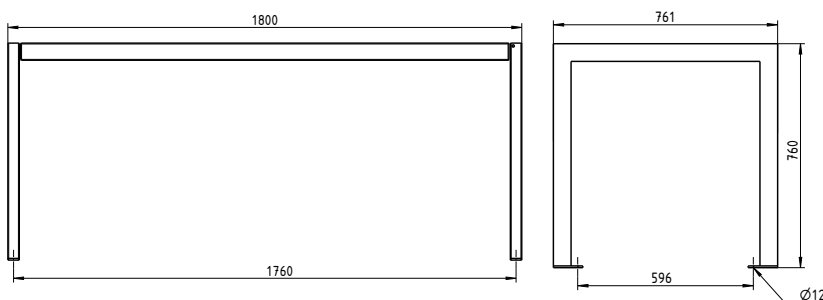


ERLAU® Patio Rainbow

Patio table. Fits anywhere and any time – either on their own or together.

- Portable with fixing hole
- Metal components hot-dip galvanised and powder-coated
- Table surface with planks (60 x 40 mm) made of powder coated steel
- Table dimensions (W x D x H): 1,800 x 761 x 760 mm

Matching bicycle stand brackets on pages 172-173.



PATIO RAINBOW TABLE		
Designation		
	Item no.	
Patio Rainbow table	5533833	

*Please add the colour end number to the article number (colour overview page 14)

33

Standard colours 1: Ready to ship within 4 days
RAL 7016 Anthracite grey

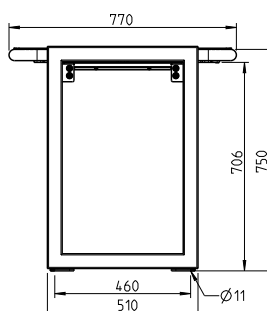



ERLAU® Strada Maxi Harmony

Strada Maxi Harmony table. The shapes come together in a unique design, making the table a modern classic.

- Harmony table surface made from wire mesh and round tubes, diameter 38 mm
- Grid 15 x 15 mm, wire thickness 3.3 mm
- More compact grid for seat separation and added stabilisation
- Table surface vortex, min. coating thickness 350 µm
- Base completely hot-dip galvanised and powder-coated
- Portable with mounting brackets
- Adapter set for connecting table and base

Matching bicycle stand brackets on page 176.



STRADA MAXI HARMONY TABLE

Designation	
	Item no.
Wire mesh 180	55412..*
Wire mesh 120	55413..*

*Please add the colour end number to the article number (colour overview page 14)





ERLAU® Strada Maxi Style

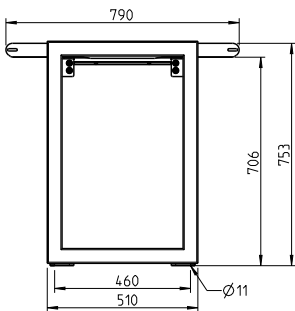
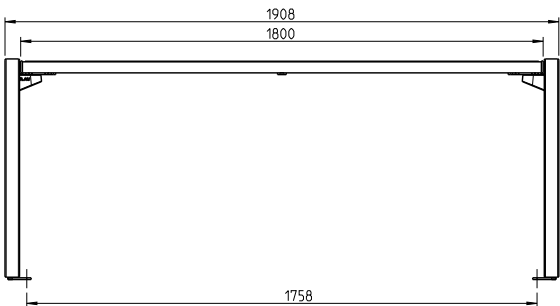
Strada Maxi Harmony table. The shapes come together in a unique design, making the table a modern classic.

- Table frame made from laser cut moulded parts and round tube, diameter 38 mm
- Insert optionally made of wire mesh, Pagholz (FSC certified), Iroko (FSC certified), Robinia (FSC certified), Dark Bamboo, Savanna Bamboo, Accoya (FSC certified) or recycled plastic
- Table frame vortex, min. coating thickness 350 µm
- Base completely hot-dip galvanised and powder-coated
- Portable with mounting brackets
- Adapter set for connecting table and base

Matching bicycle stand brackets on page 176.



DARK BAMBOO



STRADA MAXI STYLE TABLE	
Designation	Item no.
Wire mesh	55414..*
Dark Bamboo	55416..*
Savanna Bamboo	55417..*
Recycled plastic	55419..*
Pagholz	55415..*
Accoya	55418..*
Robinia	55421..*
Iroko	55420..*

*Please add the colour end number to the article number (colour overview page 14)



ERLAU® Solaris table

Comfort meets Design. Our Solaris table is the perfect way to complete your seating group. For restful moments in the open air.

- Table surface made of 11 slats 60 x 40 mm. Slats screw connected with raised countersunk screws
- Portable version including fixing holes (must be anchored)
- Legs made of tube, 60 x 40 mm, hot-dip galvanised and powder coated
- Dimensions (W x L x H): 727 x 1,800 x 800 mm

Matching Solaris bench:
Starting on page 59

Matching Solaris chair:
Starting on page 134

Matching Solaris stool:
Starting on page 135

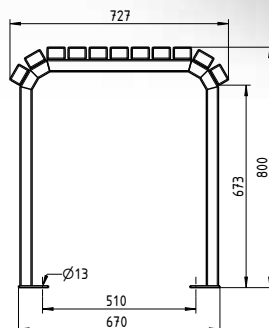
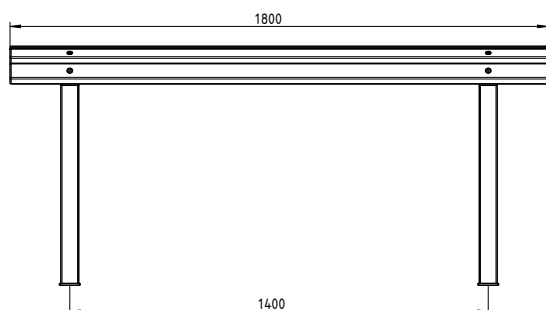
Matching Solaris sun lounger:
Starting on page 141



SAVANNA BAMBOO



DARK BAMBOO



SOLARIS TABLE

Designation	Fixed
	Item no.
Savanna Bamboo	54789..*
Dark Bamboo	54784..*

Unassembled: Slats included

*Please add the colour end number to the article number (colour overview page 14)



SOLARIS SUN LOUNGER
Savanna Bamboo
Page 141

**SOLARIS BENCH WITHOUT
BACKREST**
Savanna Bamboo
Page 59

SOLARIS TABLE
Savanna Bamboo
Page 108

**SOLARIS BENCH WITH
BACKREST**
Savanna Bamboo
Page 59



ERLAU® Tabula Harmony table

Versatile and elegant.

- Harmony table surface made from wire mesh and round tubes, diameter 38 mm
- Grid 15 x 15 mm, wire thickness 3.3 mm
- More compact grid for seat separation and added stabilisation
- Table surface vortex-sintered with Rilsan polyamide, min. coating thickness 350 µm
- Leg set made of round tube, diameter 38 mm, completely hot-dip galvanised and powder-coated
- Struts made of round tube, 38 mm, completely hot-dip galvanised and powder-coated

Matching Siesta Harmony bench

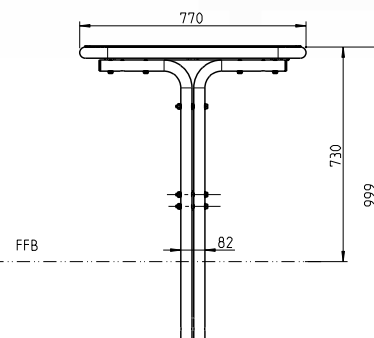
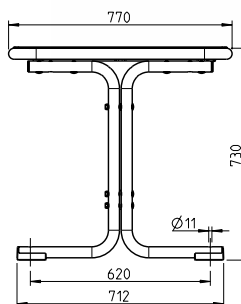
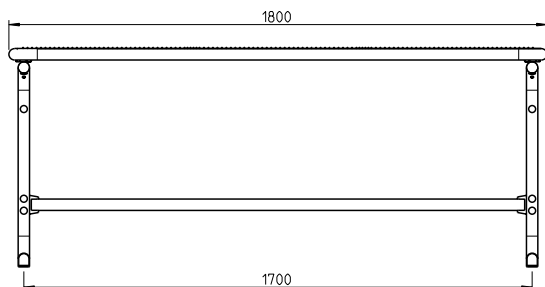
On page 60

Matching Charisma Harmony bench

On page 64

Matching Piazza Plus Harmony bench

On page 68



TABULA HARMONY

Designation	Portable	Fixed
	Item no.	Item no.
Wire mesh 1,800 mm	54153..*	54154..*
Wire mesh 1,200 mm	54155..*	54156..*

*Please add the colour end number to the article number (colour overview page 14)





ERLAU® Tabula Style table

Versatile and elegant.

- Table frame made from laser cut moulded parts and round tube, diameter 38 mm
- Table frame vortex, min. coating thickness 350 µm
- Base completely hot-dip galvanised and powder-coated
- Insert made of different materials can be selected
- Leg set made of round tube, diameter 38 mm
- Struts made of round tube, 38 mm, completely hot-dip galvanised and powder-coated

Matching Siesta Style bench

On page 61

Matching Charisma Style bench

On page 65

Matching Piazza Plus Style bench

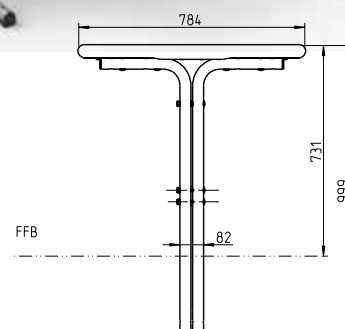
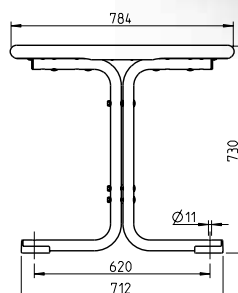
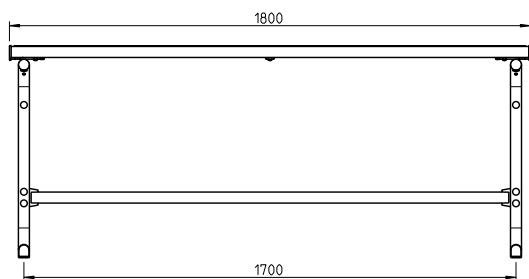
On page 69



DARK BAMBOO



ACCOYA



TABULA STYLE

Designation	Portable	Fixed
	Item no.	Item no.
Wire mesh	55223..*	54920..*
Dark Bamboo	55225..*	55230..*
Savanna Bamboo	55224..*	55919..*
Recycled plastic	55226..*	55231..*
Pagholz	55227..*	55232..*
Accoya	55228..*	55233..*
Solid top	55229..*	55234..*
Robinia	55085..*	55086..*
Iroko	55051..*	55052..*

*Please add the colour end number to the article number (colour overview page 14)

31 33

Standard colours 1: Ready to ship in 4 days

RAL 9006 White aluminium, RAL 7016 Anthracite grey

03 13 14 32 39

10-14 weeks



Choice of RAL:
12-16 weeks

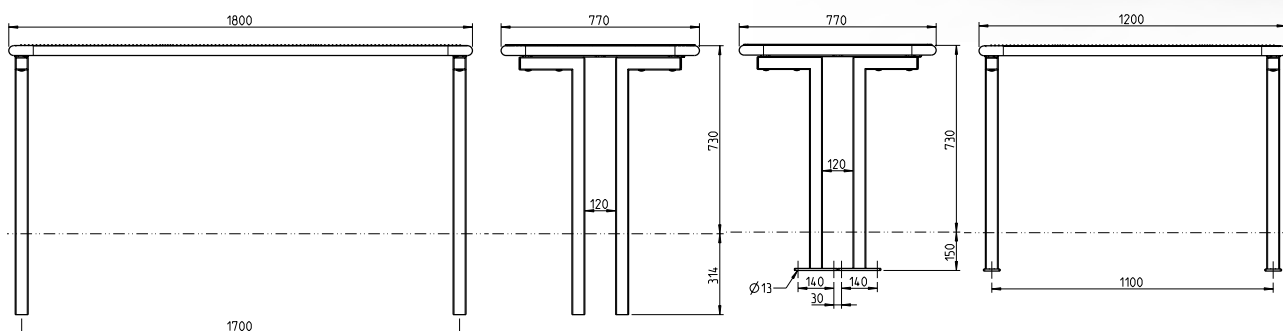


ERLAU® Siena Maxi Harmony table

Comfortable, sturdy and robust.
Also best suited to harsher conditions.

- Harmony table surface made from wire mesh and round tubes, diameter 38 mm
- Grid 15 x 15 mm, wire thickness 3.3 mm
- More compact grid for seat separation and added stabilisation
- Table surface vortex-sintered with Rilsan polyamide, min. coating thickness 350 µm
- L-shaped square leg, 50 x 50 mm, completely hot-dip galvanised

Matching Siena Harmony bench
 On page 78



SIENA MAXI HARMONY TABLE				
Designation	Portable	Fixed	FP 0	FP 150
	Item no.	Item no.	Item no.	Item no.
Wire mesh 1,800 mm	55479..*	54150..*	54946..*	55236..*
Wire mesh 1,200 mm	55480..*	55235..*	54478..*	55237..*

*Please add the colour end number to the article number (colour overview page 14)



BARRIER-FREE TABLE-BENCH
 COMBINATIONS POSSIBLE



ERLAU® Siena Maxi Style table

**Comfortable, sturdy and robust.
Also best suited to harsher conditions.**

- Table frame made from laser cut moulded parts and round tube, diameter 38 mm
- Table frame vortex, min. coating thickness 350 µm
- Insert made of different materials can be selected
- L-shaped square leg, 50 x 50 mm, completely hot-dip galvanised

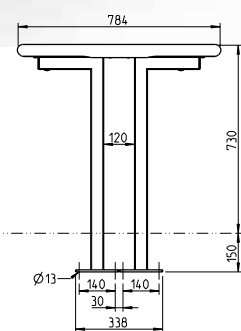
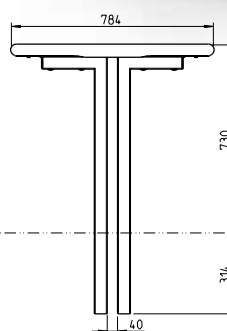
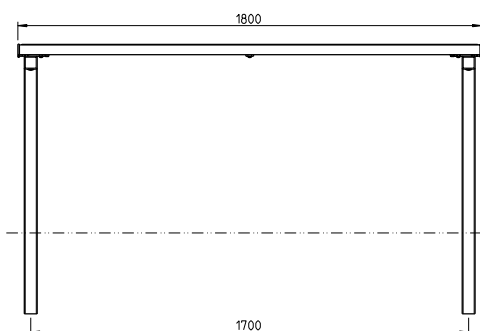
Matching Siena Style bench
On page 79



PAGHOLZ



WIRE MESH



SIENA MAXI STYLE TABLE, 1,800 mm

Designation	Portable	Fixed	FP 0	FP 150
	Item no.	Item no.	Item no.	Item no.
Wire mesh	55481..*	55238..*	55489..*	55244..*
Dark Bamboo	55482..*	55240..*	55490..*	55246..*
Savanna Bamboo	55483..*	55239..*	55491..*	55245..*
Recycled plastic	55484..*	55241..*	55492..*	55247..*
Paghholz	55485..*	55242..*	55493..*	55248..*
Accoya	55486..*	55243..*	55494..*	55249..*
Robinia	55487..*	55291..*	55495..*	55293..*
Iroko	55488..*	55292..*	55496..*	55294..*

*Please add the colour end number to the article number (colour overview page 14)



Standard colours 1: Ready to ship in 4 days
RAL 9006 White aluminium, RAL 7016 Anthracite grey



10-14 weeks



Choice of RAL:
12-16 weeks



ERLAU® Quadri Maxi Harmony table

Powerful and streamlined. A table whose elegant feel impresses with functionality and simplicity.

- Harmony table surface made from wire mesh and round tubes, diameter 38 mm
- Grid 15 x 15 mm, wire thickness 3.3 mm
- More compact grid for seat separation and added stabilisation
- Table surface vortex-sintered with Rilsan polyamide, min. coating thickness 350 µm
- Leg made of laser cut moulded part, angled and rectangular design
- Portable, drilled
- Base completely hot-dip galvanised and powder-coated
- Struts made of round tube, 38 mm, hot-dip galvanised and powder-coated
- Adapter set for connecting table and base

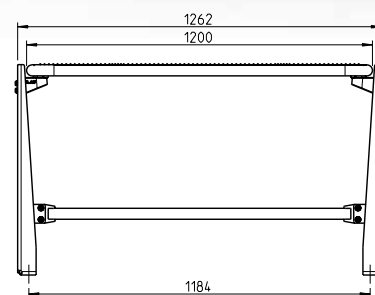
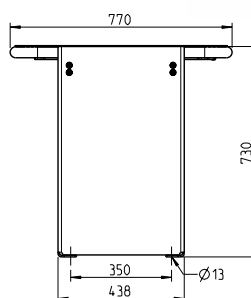
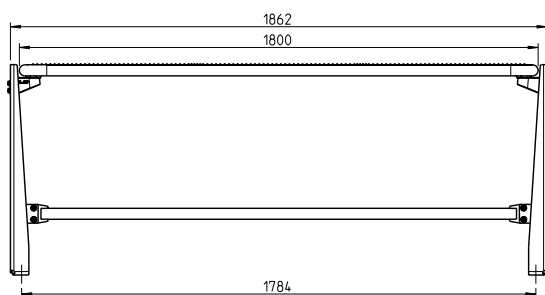


Matching Quadri Harmony bench

On page 72

Ground anchor set: (2x per table)

Item no.: 5006938



QUADRI MAXI HARMONY TABLE

Designation	Portable
	Item no.
Wire mesh 1,800 mm	54921..*
Wire mesh 1,200 mm	55250..*

*Please add the colour end number to the article number (colour overview page 14)





ERLAU® Quadri Maxi Style table

Powerful and streamlined. A table whose elegant feel impresses with functionality and simplicity.


- Table frame made from laser cut moulded parts and round tube, diameter 38 mm
- Insert made of different materials can be selected
- Leg made of laser cut moulded part, angled and rectangular design
- Portable, drilled
- Table frame vortex, min. coating thickness 350 µm
- Base completely hot-dip galvanised and powder-coated
- Struts made of round tube, 38 mm, completely hot-dip galvanised and powder-coated
- Adapter set for connecting table and base

Matching Quadri Style bench

On page 73

Ground anchor set: (2x per table)

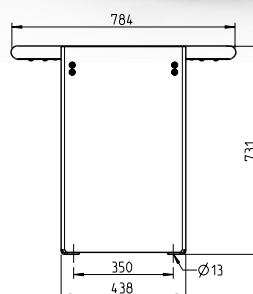
Item no.: 5006938



RECYCLED PLASTIC



WIRE MESH



QUADRI MAXI STYLE TABLE, 1,800 mm

Designation	Portable
	Item no.
Wire mesh	54151..*
Dark Bamboo	55251..*
Savanna Bamboo	54722..*
Recycled plastic	54152..*
Pagholz	55252..*
Accoya	55253..*
Robinia	55069..*
Iroko	55035..*

*Please add the colour end number to the article number (colour overview page 14)

31 33

Standard colours 1: Ready to ship in 4 days

RAL 9006 White aluminium, RAL 7016 Anthracite grey

03 13 14 32 39

10-14 weeks



Choice of RAL:
12-16 weeks



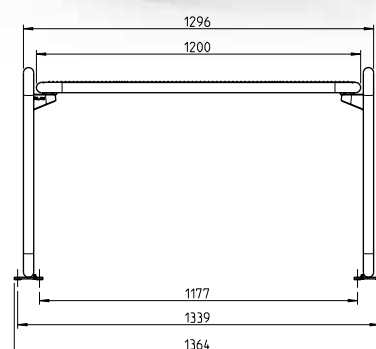
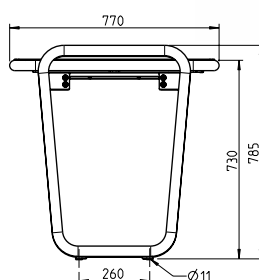

ERLAU® Primavera Maxi Harmony table

Light and friendly. Adapts harmoniously to its surroundings and always cuts a good figure.

- Harmony table surface made from wire mesh and round tubes, diameter 38 mm
- Grid 15 x 15 mm, wire thickness 3.3 mm
- More compact grid for seat separation and added stabilisation
- Round tube leg, V-shaped, diameter 38 mm
- Portable including fixing holes (must be anchored)
- Table surface vortex-sintered with Rilsan polyamide, min. coating thickness 350 µm
- Legs hot-dip galvanised and powder-coated
- Adapter set for connecting table and base

Matching Primavera Harmony bench
On page 70

Ground anchor set: (2x per table)
Item no.: 5006938



PRIMAVERA MAXI HARMONY TABLE

Designation	Portable
	Item no.
Wire mesh 1,800 mm	54149..*
Wire mesh 1,200 mm	55254..*

*Please add the colour end number to the article number (colour overview page 14)





ERLAU® Primavera Maxi Style table

Light and friendly. Adapts harmoniously to its surroundings and always cuts a good figure.


- Table frame made from laser cut moulded parts and round tube, diameter 38 mm
- Table frame vortex, min. coating thickness 350 µm
- Base completely hot-dip galvanised and powder-coated
- Insert made of different materials can be selected
- Round tube leg, V-shaped, diameter 38 mm
- Portable including fixing holes (must be anchored)
- Adapter set for connecting table and base

Matching Primavera Style bench

On page 71


Ground anchor set: (2x per table)

Item no.: 5006938



PRIMAVERA MAXI STYLE TABLE, 1,800 mm

Designation	Portable
	Item no.
Wire mesh	55255..*
Dark Bamboo	55256..*
Savanna Bamboo	54720..*
Recycled plastic	54651..*
Pagholz	55257..*
Accoya	54652..*
Robinia	55076..*
Iroko	55042..*



*Please add the colour end number to the article number (colour overview page 14)



Standard colours 1: Ready to ship in 4 days

RAL 9006 White aluminium, RAL 7016 Anthracite grey



10-14 weeks



Choice of RAL:

12-16 weeks

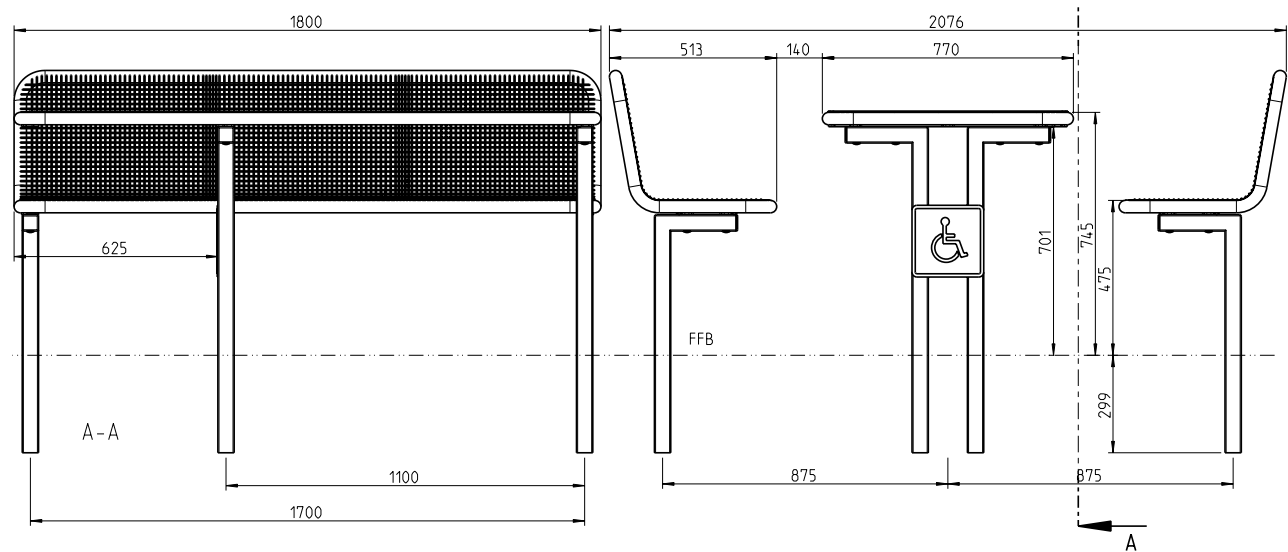


ERLAU® Barrier-free seating groups

A seating group. One everybody can use.

- Offers 6 seats and one wheelchair space
- Wheelchair-accessible
- Seat and backrest with full wire mesh surface with round tubes, diameter 38 mm
- Grid 15 x 15 mm, wire thickness 3.3 mm
- More compact grid for seat separation and added stabilisation
- L-shaped square legs, 50x50 mm, completely hot-dip galvanised
- Seat surface vortex-sintered with Rilsan polyamide, min. coating thickness 350 µm

Matching waste containers:
Starting on page 184



SIENA HARMONY WITH BACKREST, FIXED, BARRIER-FREE	
Designation	Item no.
Sienna Harmony seating group with backrest, fixed, barrier-free	-

*Please add the colour end number to the article number (colour overview page 14)





We offer you customised solutions.
Don't hesitate to contact us!



PARADOR BARRIER-FREE



PRIMAVERA SEATING GROUP



OPEN SPACE
USABLE FOR
BABY CARRIAGES,
WHEELCHAIRS OR
WALKERS



CHARISMA BENCH & TABULA TABLE



SIENA SEATING GROUP



ERLAU® Seat-table combinations



PARADOR HARMONY
p. 122



PARADOR HARMONY SOLID TOP
p. 123



PARADOR HARMONY SINGLE
p. 124



PARADOR STYLE
p. 126



PARADOR STYLE SINGLE
p. 127



BAMBINO HARMONY
p. 128



BAMBINO HARMONY SOLID TOP
p. 129



BAMBINO STYLE
p. 130



BAMBINO STYLE SINGLE
p. 131



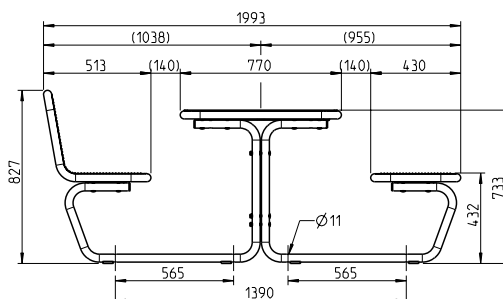
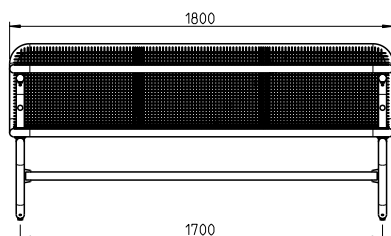
ERLAU® Parador Harmony

Parador Harmony with wire mesh tabletop.
The seat-table combination par excellence.
Versatile and elegant.

- Seat and backrest made from wire mesh and round tubes, diameter 38 mm
- Grid 15 x 15 mm, wire thickness 3.3 mm
- More compact grid for seat separation and added stabilisation
- Seat and table surface vortex-sintered with Rilsan polyamide, min. coating thickness 350 µm
- Round tube crossbar, 38 mm, completely hot-dip galvanised
- Set of round tube legs, with holes for portable use, completely hot-dip galvanised
- Dimensions: seat height 432 mm, table height 733 mm, length 1,800 mm

Matching waste containers:
 Starting on page 184

Ground anchor set: (4x per seating group)
 Item no.: 5006938



PARADOR HARMONY WIRE MESH, 6-SEATER

Designation	Portable
	Item no.
Without backrest	54159..*
Backrest on one side	54158..*
Backrest on both sides	54157..*

*Please add the colour end number to the article number (colour overview page 14)





ERLAU® Parador Harmony with solid top

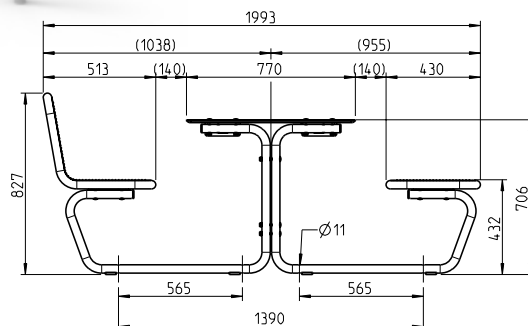
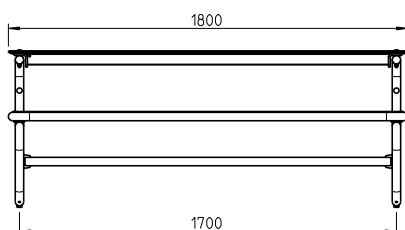
Parador Harmony wire mesh with solid tabletop.
The seat-table combination par excellence.
Versatile and elegant.

- Seat surface made from wire mesh and round tube, diameter 38 mm
- Grid 15 x 15 mm, wire thickness 3.3 mm
- More compact grid for seat separation and added stabilisation
- Seat surface vortex-sintered with Rilsan polyamide, min. coating thickness 350 µm
- Solid board made of pressed melamine resin-coated decor paper and 50 - 60 phenolic resin-impregnated core layers, dark brown
- With pressed-on overlay. Design: Ceramico
- Pipe density of 1,350 kg/m³
- Round tube crossbar, 38 mm, completely hot-dip galvanised
- Set of round tube legs, with holes for portable use, completely hot-dip galvanised
- Connecting rod for solid top made of a laser-cut part and tube 50 x 50 mm, completely hot-dip galvanised
- Dimensions: seat height 432 mm, table height 706 mm, length 1,800 mm



Matching waste containers:
 Starting on page 184

Ground anchor set: (4x per seating group)
 Item no.: 5006938



PARADOR HARMONY, 6-SEATER WITH SOLID TABLETOP

Designation	Portable
	Item no.
Without backrest	54160..*
Backrest on one side	54668..*
Backrest on both sides	54265..*

*Please add the colour end number to the article number (colour overview page 14)



Standard colours 1: Ready to ship in 4 days
 RAL 9006 White aluminium, RAL 7016 anthracite grey



10-14 weeks



Choice of RAL:
 12-16 weeks



ERLAU® Parador Harmony single

The classic seat-table combination.

- Seat and backrest made from wire mesh and round tubes, diameter 38 mm
- Grid 15 x 15 mm, wire thickness 3.3 mm
- More compact grid for seat separation and added stabilisation
- Vortex-sintered with Rilsan polyamide, min. coating thickness 350 µm
- Solid board made of pressed melamine resin-coated decor paper and 50 - 60 phenolic resin-impregnated core layers, dark brown
- With pressed-on overlay. Design: Ceramic
- Pipe density of 1,350 kg/m³
- Round tube crossbar, 38 mm, completely hot-dip galvanised
- Set of round tube legs, with holes for portable use, completely hot-dip galvanised
- Connecting rod for solid top made of a laser-cut part and tube 50 x 50 mm, completely hot-dip galvanised
- Dimensions: seat height 432 mm, table height 706 mm, length 1,800 mm

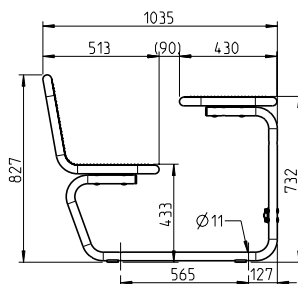
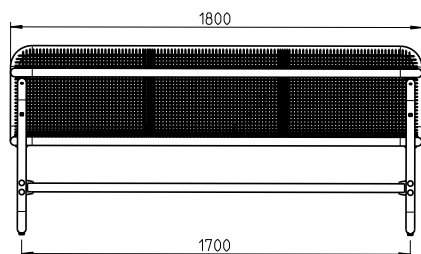


Matching waste containers:

Starting on page 184

Ground anchor set: (2x per seating group)

Item no.: 5006938



PARADOR HARMONY, 3-SEATER

Designation	Without backrest	With backrest
	Item no.	Item no.
Wire mesh	55259..*	55258..*
Wire mesh with solid tabletop	55261..*	55260..*

*Please add the colour end number to the article number (colour overview page 14)







All versions of Parador also available in **Bambino** size!

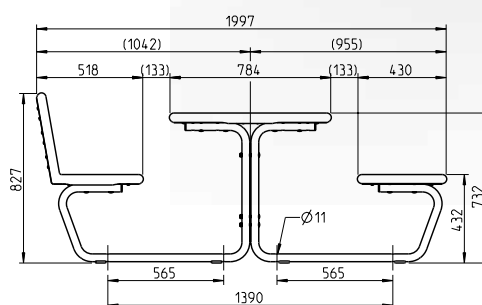
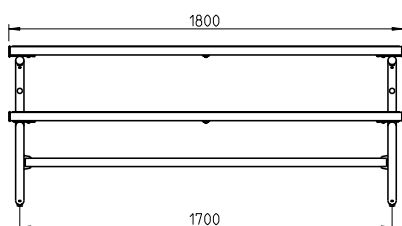
ERLAU® Parador Style

Parador Style. The seat-table combination par excellence. Versatile and elegant.

- Seat and table frame made from laser-cut parts and round tubes, diameter 38 mm
- Inserts made of different materials can be selected
- Seat and table frame vortex-sintered with Rilsan polyamide, min. coating thickness 350 µm
- Round tube crossbar, 38 mm, completely hot-dip galvanised
- Set of round tube legs, with holes for portable use, completely hot-dip galvanised
- Dimensions: seat height 432 mm, table height 732 mm, length 1,800 mm

Matching waste containers:
Starting on page 184

Ground anchor set: (4x per seating group)
Item no.: 5006938



PARADOR STYLE, 6-SEATER

Designation	Without backrest	Backrest on one side	Backrest on both sides
	Item no.	Item no.	Item no.
Wire mesh	54937..*	55180..*	55184..*
Dark Bamboo	55179..*	55182..*	55186..*
Savanna Bamboo	54944..*	55181..*	55185..*
Recycled plastic	54161..*	54654..*	54656..*
Pagholz	54913..*	55183...*	55187..*
Accoya	54653..*	54655..*	54657..*
Robinia	55087..*	55088..*	55279..*
Iroko	55053..*	55054..*	55280..*

*Please add the colour end number to the article number (colour overview page 14)





ERLAU® Parador Style simple

**The seat-table combination par excellence.
Versatile and elegant.**

- Seat and table frame made from laser-cut parts and round tubes, diameter 38 mm
- Inserts made of different materials can be selected
- Seat and table frame vortex-sintered with Rilsan polyamide, min. coating thickness 350 µm
- Round tube crossbar, 38 mm, completely hot-dip galvanised
- Set of round tube legs, with holes for portable use, completely hot-dip galvanised
- Dimensions: seat height 432 mm, table height 706 mm, length 1,800 mm

Matching waste containers:
Starting on page 184

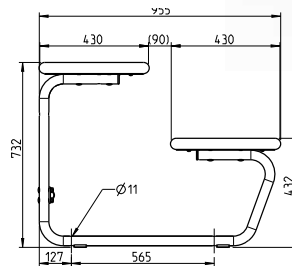
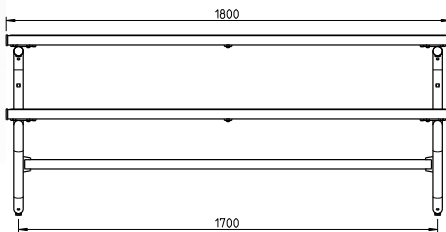
Ground anchor set: (2x per seating group)
Item no.: 5006938



DARK BAMBOO &
SOLID TOP



ACCOYA



PARADOR STYLE SIMPLE, 3-SEATER		
Designation	Without backrest	With backrest
	Item no.	Item no.
Wire mesh	55194.*	55188..*
Dark Bamboo	55196.*	55189..*
Savanna Bamboo	55195.*	55190..*
Recycled plastic	55197..*	55191..*
Pagholz	55198..*	55192..*
Accoya	55199..*	55193..*
Robinia	55283..*	55281..*
Iroko	55284..*	55282..*

*Please add the colour end number to the article number (colour overview page 14)



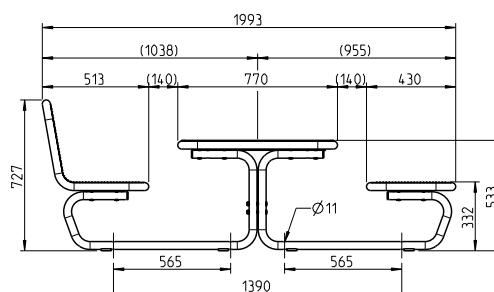
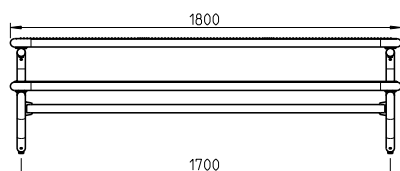
ERLAU® Bambino Harmony

Bambino Harmony wire mesh tabletop.
The seat-table combination par excellence.
Versatile and elegant.

- Seat and backrest made from wire mesh and round tubes, diameter 38 mm
- Grid 15 x 15 mm, wire thickness 3.3 mm
- More compact grid for seat separation and added stabilisation
- Vortex-sintered with Rilsan polyamide, min. coating thickness 350 µm
- Round tube crossbar, 38 mm, completely hot-dip galvanised
- Set of round tube legs, with holes for portable use, completely hot-dip galvanised
- Dimensions: seat height 332 mm, table height 532 mm, length 1,800 mm

Matching waste containers:
 Starting on page 184

Ground anchor set: (4x per seating group)
 Item no.: 5006938



BAMBINO HARMONY, 6-SEATER, WIRE MESH TABLETOP

Designation	Portable
	Item no.
Without backrest	54266..*
Backrest on one side	55200..*
Backrest on both sides	55201..*

*Please add the colour end number to the article number (colour overview page 14)





ERLAU® Bambino Harmony with solid top

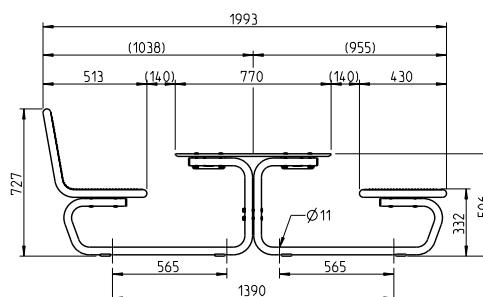
Bambino Harmony solid top.
The seat-table combination par excellence.
Versatile and elegant.

- Seat surface made from wire mesh and round tube, diameter 38 mm
- Grid 15 x 15 mm, wire thickness 3.3 mm
- More compact grid for seat separation and added stabilisation
- Vortex-sintered with Rilsan polyamide, min. coating thickness 350 µm
- Tabletop made of pressed melamine resin-coated decor paper and 50 - 60 phenolic resin-impregnated core layers, dark brown
- Design: Ceramic
- Round tube crossbar, 38 mm, completely hot-dip galvanised
- Set of round tube legs, with holes for portable use, completely hot-dip galvanised
- Dimensions: seat height 332 mm, table height 506 mm, length 1,800 mm



Matching waste containers:
 Starting on page 184

Ground anchor set: (4x per seating group)
 Item no.: 5006938



BAMBINO HARMONY, 6-SEATER, SOLID TABLETOP

Designation	Portable
	Item no.
Without backrest	54162..*
Backrest on one side	55202..*
Backrest on both sides	55203..*

*Please add the colour end number to the article number (colour overview page 14)



Standard colours 1: Ready to ship in 4 days
 RAL 9006 White aluminium, RAL 7016 anthracite grey



10-14 weeks



Choice of RAL:

12-16 weeks



ERLAU® Bambino Style

Bambino Style.

The seat-table combination par excellence.

Versatile and elegant.

- Seat and table frame made from laser-cut parts and round tubes, diameter 38 mm
- Inserts made of different materials can be selected
- Seat and table frame vortex-sintered with Rilsan polyamide, min. coating thickness 350 µm
- Round tube crossbar, 38 mm, completely hot-dip galvanised
- Set of round tube legs, with holes for portable use, completely hot-dip galvanised
- Dimensions: seat height 333 mm, table height 533 mm, length 1800 mm



ACCOYA



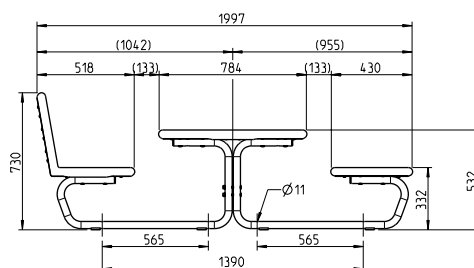
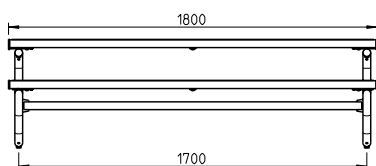
WIRE MESH

Matching waste containers:

Starting on page 184

Ground anchor set: (4x per seating group)

Item no.: 5006938



BAMBINO STYLE, 6-SEATER

Designation	Without backrest	Backrest on one side	Backrest on both sides
	Item no.	Item no.	Item no.
Wire mesh	55204..*	55210..*	55216..*
Dark Bamboo	55206..*	55212..*	55218..*
Savanna Bamboo	55205..*	55211..*	55217..*
Recycled plastic	55207..*	55213..*	55219..*
Pagholz	55208..*	55214..*	55220..*
Accoya	55209..*	55215..*	55221..*
Robinia	55285..*	55287..*	55289..*
Iroko	55286..*	55288..*	55290..*

*Please add the colour end number to the article number (colour overview page 14)





ALL VERSIONS OF BAMBINO ALSO AVAILABLE
IN SINGLE VERSION!



PAGHOLZ



SOLID TOP



ERLAU® CHAIRS & STOOLS



SOLARIS
P. 134



SOLARIS
P. 135



HARMONY
p. 136



OFFENBURG
P. 137





ERLAU® Solaris chair

Comfort meets Design. With its ergonomically shaped seat, our Solaris chair gives you a comfortable sitting experience.

- Curved seat made of 15 slats, 60 x 40 mm. Slats screwed together with countersunk screws
- Portable version including fixing holes (must be anchored)
- Legs made of tube, 60 x 40 mm, hot-dip galvanised and powder coated
- Dimensions (W x L x H): 570 x 744 x 869 mm

Matching Solaris table:

Page 108

Matching Solaris bench:

Page 59

Matching Solaris stool:

Starting on page 135

Matching Solaris sun lounger:

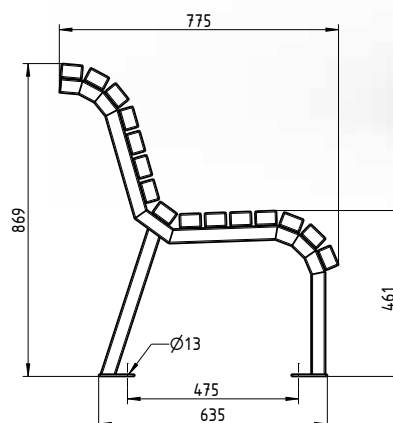
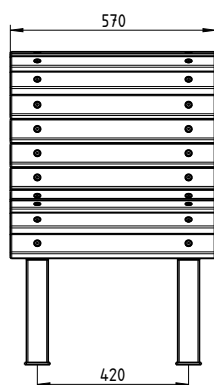
Starting on page 140



SAVANNA BAMBOO



DARK BAMBOO



SOLARIS CHAIR

Designation	With backrest
	Item no.
Savanna Bamboo	54790..*
Dark Bamboo	54785..*

Unassembled: Slats included

*Please add the colour end number to the article number (colour overview page 14)



ERLAU® Solaris stool

Comfort meets Design. The bamboo seating surface of the Solaris stool offers pleasant warmth all year round.

- Curved seat made of 8 slats, 60 x 40 mm. Slats screwed together with countersunk screws
- Fixed version including fixing holes
- Legs made of tube, 60 x 40 mm, hot-dip galvanised and powder coated
- Dimensions (W x L x H): 570 x 517 x 460 mm

Matching Solaris table:

Starting on page 108

Matching Solaris chair:

Starting on page 134

Matching Solaris bench:

Starting on page 59

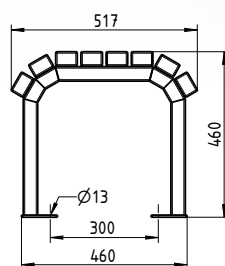
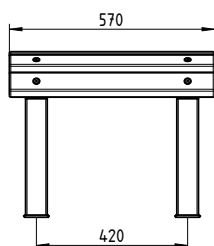
Matching Solaris sun lounger:

Starting on page 140

SAVANNA BAMBOO



DARK BAMBOO



SOLARIS STOOL

Designation	Without backrest
	Item no.
Savanna Bamboo	54791..*
Dark Bamboo	54786..*

Unassembled: Slats included

*Please add the colour end number to the article number (colour overview page 14)



10-14 weeks



Choice of RAL:
12-16 weeks



ERLAU® Harmony stool

The ease of seating.

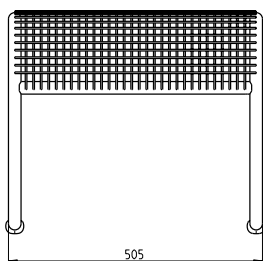
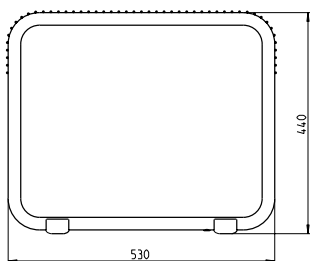
- Seat surface made from full wire mesh and round tube, diameter 25 mm
- Grid 15 x 15 mm, wire thickness 3.3 mm
- Top wires perpendicular to the seating direction
- Vortex-sintered with Rilsan polyamide, min. coating thickness 350 µm

Matching benches

On page 50

Matching waste containers:

Starting on page 184



HARMONY STOOL

Designation	Portable
	Item no.
Harmony stool	54000..*

*Please add the colour end number to the article number (colour overview page 14)

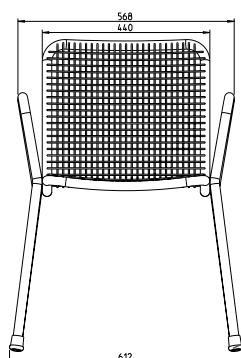
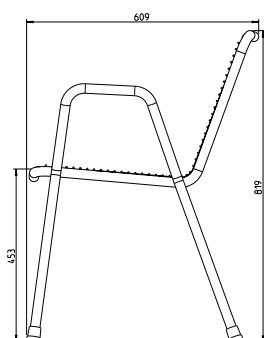




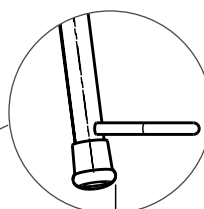
ERLAU® Offenburg chair

Individually or in a group. The interpretation of the chair.

- Seat and backrest with full wire mesh surface with round tube, diameter 25 mm
- Legs also used as armrests, made from round tube, diameter 25 mm. Grid 15 x 18 mm, wire thickness 3.3 mm
- Stackable
- Top wires perpendicular to the seating direction. Wire mesh chair, vortex-sintered with Rilsan polyamide, min. coating thickness 350 µm
- Dimensions (W x D x H): 612 x 611 x 816 mm, seat height 455 mm, weight: 9 kg
- Leg caps for Offenburg
- For chair feet diameter 25 mm, made of black PVC plastic
- Leg cap with larger contact surface to prevent sinking



Offenburg chair with series connector



Black leg cap



OFFENBURG CHAIR

Designation	Portable
	Item no.
Without series connector	58021..*
With series connector	53234..*
Leg cap spare part, 20 pieces, black	5008263

*Please add the colour end number to the article number (colour overview page 14)



10-14 weeks



Choice of RAL:
12-16 weeks



ERLAU® SUN LOUNGERS



SOLARIS
p. 140



TIVOLI
p. 142



BORNHOLM
p. 143



MARINA
p. 144



DEPOSIT SYSTEM
p. 145



EVA PRO
p. 146



ETNA
p. 147



OLIMPIA SIDE TABLE
p. 147



MINI LOUNGER
p. 148



DIANA SIDE TABLE
p. 148



CARELINE
p. 149



ERLAU® Solaris sun lounger

Comfort meets Design. Our Solaris double sun lounger offers all the comfort you expect from a lounger.

- Frame made of 6 mm laser-cut moulded parts, hot-dip galvanised and powder coated
- Lounger surface made of 29 slats, 60 x 40 mm. Slats screwed together with countersunk screws
- Version optionally for screw connection under finished floor (FP100), portable with runners or mobile with base disc
- Optional in the FP 100 version and portable with base disc, with mounting holes, as a 360° swivel lounger
- Dimensions (W x L x H): 1,200 x 1,823 x 1,099 mm

Matching Solaris table:
Page 108

Matching Solaris chair and stool
Page 134 - 135

Matching Solaris bench:
Page 59



SAVANNA BAMBOO



DARK BAMBOO

SOLARIS SUN LOUNGER NOT ASSEMBLY*		
Designation	Savanna Bamboo	Dark Bamboo
	Item no.	Item no.
Rigid, portable, with base disc	54681..*	54686..*
Rigid, portable, with runners	54682..*	54687..*
Rigid, with base plate FP 100	54683..*	54688..*
Rotating, portable, with base disc	54684..*	54689..*
Rotatable, with base plate FP 100	54685..*	54690..*

SOLARIS SUN LOUNGER PRE-ASSEMBLED**		
Designation	Savanna Bamboo	Dark Bamboo
	Item no.	Item no.
Rigid, portable, with base disc	54658..*	54663..*
Rigid, portable, with runners	54659..*	54664..*
Rigid, with base plate FP 100	54660..*	54665..*
Rotating, portable, with base disc	54661..*	54666..*
Rotatable, with base plate FP 100	54662..*	54667..*

Optional foundation basket:
Item no.: 5005546

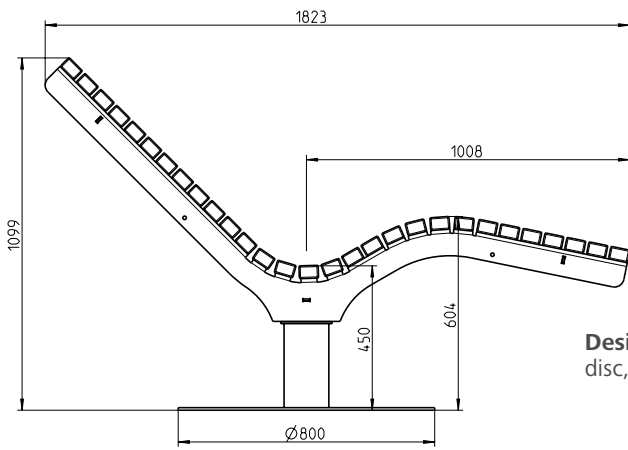
*Please add the colour end number to the article number (colour overview page 14)

Standard colours 1: Ready to ship within 4 days
RAL 7016 Anthracite grey, hot-dip galvanised (non-assembly version)

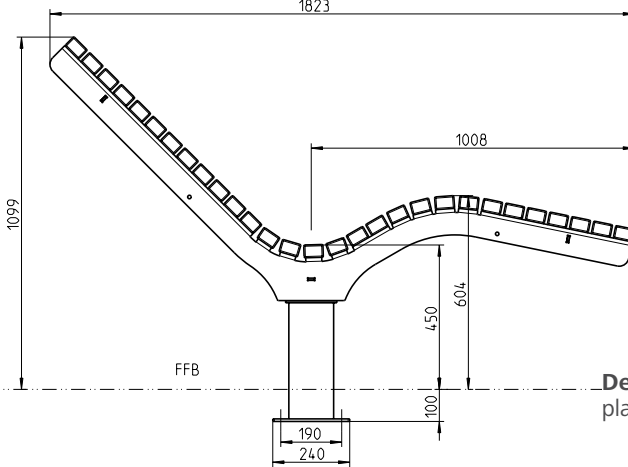


* **Unassembled:** Slats included

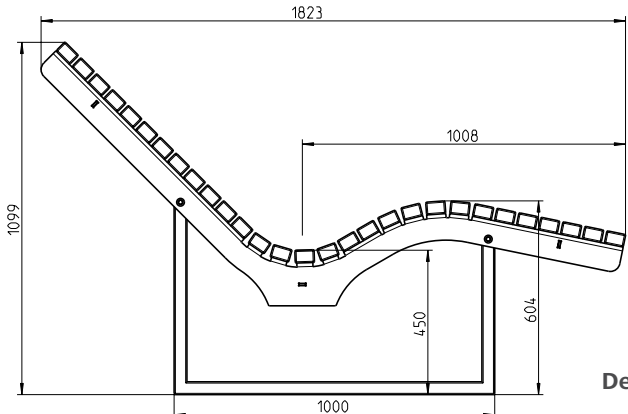
** **Pre-assembled:** Delivery is made ready assembled



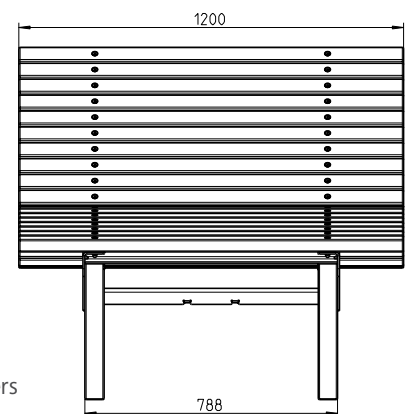
Design: Portable with base disc, with mounting holes



Design: With base plate FP 100



Design: Portable with runners

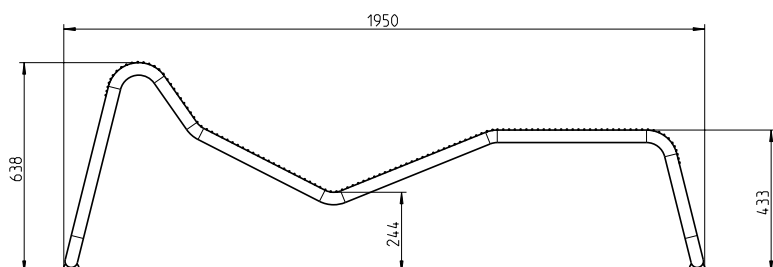




ERLAU® Tivoli

Our design lounge. Vitalising element in leisure facilities and recreational landscapes.

- Frame made from steel tube, tube outer diameter 38 mm
- Lounge surface made of wire mesh, wire thickness 3.3 mm, grid 15 x 18 mm
- Vortex-sintered with Rilsan polyamide min. 350 µm
- With screw connected sliding rails
- Dimensions (W x D x H): 650 x 1950 x 638 mm, weight of one lounge: 25.5 kg



TIVOLI SUN LOUNGER	
Designation	Portable
	Item no.
Tivoli sun lounge	54103..*

*Please add the colour end number to the article number (colour overview page 14)

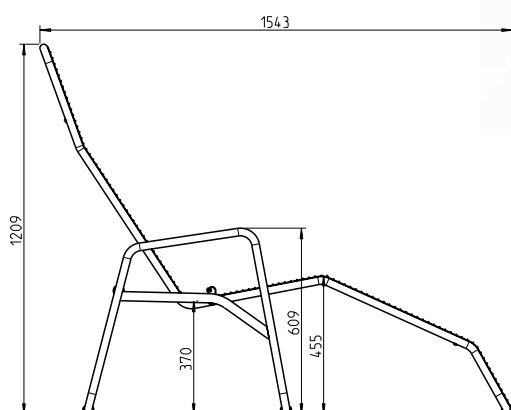





ERLAU® Bornholm

Bornholm tilting sun lounger.

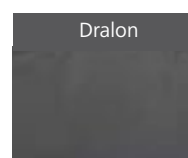
- Tilting sun lounger, made from full wire mesh and round tube, diameter 25 mm
- Grid 15 x 20 mm, wire thickness 3.3 mm
- Top wires perpendicular to the seating direction
- Runner-shaped lower frame made of round tube, prevents sinking into the grass
- Vortex-sintered with Rilsan polyamide, min. coating thickness 350 µm
- Pad and neck roll in blue check, ruby red, brown made of 100% printed cotton and solid foam
- Secco pad made of a special micro-plastic fibre, extremely water-permeable, with additional antibacterial treatment



PAD SAMPLES:



Blue check



Dark grey

BORNHOLM SUN LOUNGER	
Designation	Portable
	Item no.
Bornholm tilting sun lounger	52238..*

PADS	
Designation	Portable
	Item no.
Blue check pad with trim	5006720
Blue check neck roll	5006722
Dark grey pad with central cord	5007926
Dark grey neck roll	5007927

*Please add the colour end number to the article number (colour overview page 14)



Standard colours 1: Ready to ship within 4 days RAL
9006 White aluminium, RAL 7016 Anthracite grey



10-14 weeks



Choice of RAL:
12-16 weeks



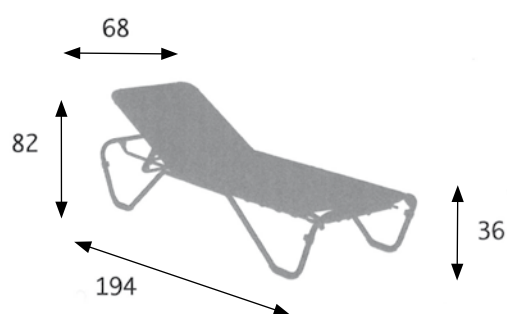
ERLAU® Marina

Stackable aluminium pool lounger.

- Stackable aluminium pool lounger with 5-way adjustable headboard, reclines to be completely flat to comfortably lie on the stomach
- Interchangeable, coloured, double cross-woven covering with memory effect - no sagging of the covering!
- Replaceable, abrasion-resistant sliding plates extend the service life
- UV- and water-resistant
- Aluminium tube frame 28 mm
- Dimensions (W x D x H): 680 x 1940 x 360 mm, seat height 360 mm, weight of one sun lounger: 9 kg
- Covering colours: Blue, Cappuccino, yellow, pink,... (total of 22 standard colours available)
- Frame colours: Silver, white
- Other flat pads, also raised, on request

Matching mini loungers and side tables:

On page 148



Only for sale in Germany.

MARINA LOUNGER WITH COVERING	
Designation	Portable
	Item no.
Silver frame, Cappuccino covering	5005219
Silver frame, blue covering	5004839

SPARE COVERING	
Designation	Portable
	Item no.
Blue covering	5008300
Cappuccino covering	5007919

Lead time: 6-8 weeks



ERLAU® Marina deposit system

Your pool guests can hire sun loungers on a self-service basis.

With the pool lounge deposit system, you can create your outdoor pool without additional effort for your staff. Every evening when the pool closes, the loungers are automatically cleared up. 2 different types of deposit locks (coin or card locks) are available. With the card lock, there is even the possibility of generating additional income.

A complete pool lounge deposit system comprises:

- Pool loungers
 - Deposit locks
 - Depot station
- Coin lock SMARTLOC for a 2,- EURO coin
 - Card lock CARDLOC for a deposit card, which hired out at a fee
 - Depot station/stand with blank board, including 1 metre long starting chain, colour Micaceous iron oxide DB 703



Only for sale in Germany.

MARINA LOUNGER DEPOSIT SYSTEM	
Designation	Portable
	Item no.
Marina lounge for deposit system, Cappuccino covering	5006476
Marina lounge for deposit system, blue covering	5006497
Card lock for deposit card	5006495
Coin lock for a €2 coin	5006452
Deposit card / keycard (set of 50)	5007038
Station/stand with blank board, DB 703	5353532
Starting chain	5006453
S-hook	5004459

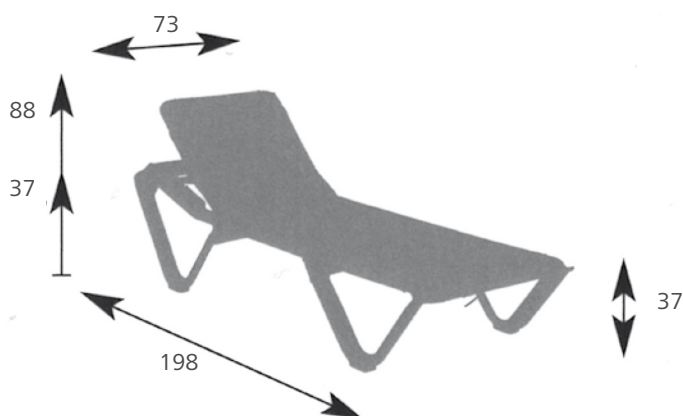




ERLAU® Eva Pro

Stackable flat lounge.

- Stackable plastic pool lounge with 5-way adjustable headboard, reclines to be completely flat to comfortably lie on the stomach
- Interchangeable, coloured, double cross-woven covering with memory effect - no sagging of the covering!
- Replaceable, abrasion-resistant sliding plates extend the service life
- UV- and water-resistant. With 2 wheels
- The frame, made of high-quality plastic, is supported by galvanised steel tubes inside to further increase its stability
- Dimensions (W x D x H): 730 x 1980 x 880 mm, seat height 370 mm, weight of one sun lounge: 14 kg, load up to 200 kg
- Covering colours: Blue, Cappuccino, yellow, pink,... (total of 22 standard colours available)
- Frame colours: White,... (total of 5 colours available)



Only for sale in Germany.

EVA PRO LOUNGER WITH COVERING	
Designation	Portable
	Item no.
White frame, blue covering*	5007951

* Other colours available on request

SPARE COVERING	
Designation	Portable
	Item no.
Blue covering	5004817
Cappuccino covering	5008158
Yellow covering	5004816
Dark green covering	5004815

Lead time: 6-8 weeks



ERLAU® Etna & Olimpia Side Table

Stackable aluminium sun lounger

- Stackable aluminium sun lounger with armrests and 5-way adjustable headrest (can also be lowered completely flat)
- Interchangeable, coloured, double cross-woven covering with memory effect - no sagging of the covering!
- Replaceable, abrasion-resistant sliding plates extend the service life
- Weather-, UV- and water-resistant
- Stainless-steel screw fittings
- Ergonomic, aesthetic and extremely light aluminium frame combines high stability with excellent handling
- Dimensions (WxDxH): 710 x 1985 x 405 mm
- Weight 12 kg
- Colours: frame in matt silver-grey (total of 14 covering colours available)



Stackable aluminium side table

- Stackable aluminium side table with covered grid surface
- Weather-, UV- and water-resistant
- Stainless-steel screw fittings, plastic sliding plates
- Dimensions (WxDxH): 480 x 480 x 380 mm
- Weight 4 kg
- Colours: frame in matt silver-grey (total of 14 covering colours available)



Only for sale in Germany.

ETNA SUN LOUNGER

Designation	Portable
	Item no.
Silver frame, Cappuccino covering	5008415
Silver frame, Ash covering	5008410
Silver frame, dark grey covering	5008418

OLIMPIA SIDE TABLE

Designation	Portable
	Item no.
Silver frame, Cappuccino covering	-
Silver frame, Ash covering	-
Silver frame, Dark Grey covering	-



ERLAU® Diana mini loungers & side table

Stackable mini lounger.

- Stackable silver-coated and weather-resistant aluminium deck chairs. Fixed, non-adjustable backrest
- Coloured, double cross-woven covering with memory effect. Air and water permeable, antibacterially treated covering. Rounded corners and edges
- Legs protected with anti-slip plastic inserts
- Aluminium tube frame 28 cm
- Height: 940 mm, width: 770 mm, seat height : 380 mm, weight of one sun lounger: 4.8 kg
- Covering colours: Blue, Cappuccino, yellow, pink,... (total of 22 standard colours available)
- Frame colours: Silver, white



Suitable deposit system

On page 145

Stackable Diana side table

- Coated, very light frame made of aluminium tube
- HPL silver tabletop.
- Dimensions: (WxDxH) 47 x 59 x 35 mm. 3.6 kg



Only for sale in Germany.

MINI LOUNGER WITH COVER	
Designation	Portable
	Item no.
Silver frame, Cappuccino covering	5006171

DIANA SIDE TABLE	
Designation	Portable
	Item no.
Diana side table	5007387

Lead time: 6-8 weeks



ERLAU® Careline loungers

CARELINE loungers for every need.

- Textile covering made of air- and water-permeable fabric
- Sturdy steel or aluminium tube construction with a pleasant feel
- Raised lying height
- Tilttable or with adjustable backrest

BERMUDA tilting sun lounger

- Round steel tube
- Seating height 45 cm
- Width 64 cm

FLORIDA tilting sun lounger

- Aluminium oval tube
- Seating height 45 cm
- Width 67 cm

FLORIDA PLUS stackable flat sun lounger

- Aluminium oval tube
- Seating height 50 cm
- Width 73 cm

BRAZIL PLUS stackable flat sun lounger


- With wheels
- Aluminium square tube
- Seating height 50 cm
- Width 73 cm

IBIZA PLUS stackable flat sun lounger

- Aluminium square and flat tube
- Seating height 50 cm
- Width 75 cm



BERMUDA tilting sun lounger



FLORIDA tilting sun lounger



FLORIDA tilting sun lounger



FLORIDA PLUS flat sun lounger



BRAZIL PLUS stackable flat sun lounger with rollers



IBIZA PLUS stackable flat sun lounger

CARELINE LOUNGERS

Designation	Colour	Item no.
BERMUDA tilting sun lounger	Silver frame / Dark Grey covering	-
FLORIDA tilting sun lounger	Wine Red frame / Dark Grey covering	-
FLORIDA PLUS flat sun lounger	Silver frame / Dark Grey covering	-
BRAZIL PLUS flat sun lounger	Silver frame / Dark Grey covering	-
IBIZA PLUS flat sun lounger	Silver frame / Dark Grey covering	-



ERLAU® PATIO FURNITURE



LUGANO / MONZA
p. 152



MILANO
p. 152



ETNA
p. 154



BRUNEI
p. 154



FOLDING TABLE
p. 155



PARASOL
p. 155





ERLAU® Careline Seating Group

The CARELINE seating group. The seats with extra comfort.

- Seat and backrest made of air- and water-permeable textile fabric with knee roll
- Light but sturdy aluminium chair construction with a pleasant feel
- Raised 45 cm seat height
- Stackable chair
- Wheelchair-accessible steel table
- teco.STAR tabletop, hard-wearing, durable and easy to clean



Lugano without armrests




Lugano with armrests




Monza Plus

CARELINE SEATING GROUP		
Designation	Colour	Item no.
LUGANO Plus without armrests	Silver frame / Yellow covering	-
LUGANO Plus with armrests	Silver frame / Orange covering	-
MONZA Plus stacking chair	Wine Red frame / Dark Grey covering	-
MILANO table 80x80	Silver frame / Stone tabletop	-
MILANO table 90x90	Silver frame / Stone tabletop	-
MILANO table 160x90	Silver frame / Stone tabletop	-



Lead time: 6-8 weeks



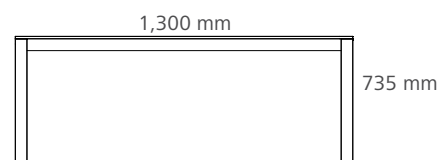
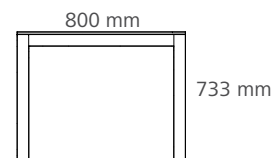
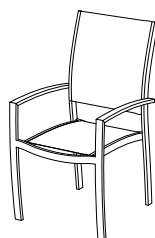
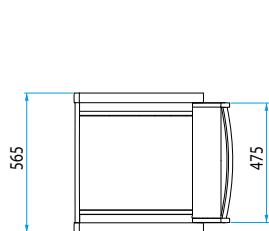
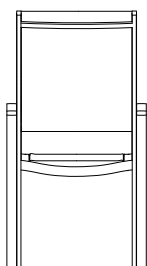
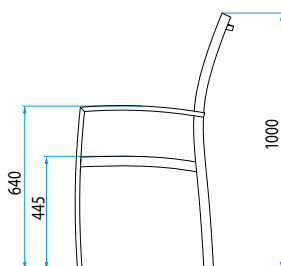


ERLAU® Etna chair & Brunei table

A perfect seat-table group for outdoors.

- **Etna stacking chair** with high-back and armrest
- Silver aluminium frame
- Seat and backrest cover in Cappuccino colour
- Stainless steel screws
- Seating height 445 cm

- **Brunei stacking table** 80 x 80 cm or 130 x 80 cm
- Silver aluminium frame, HPL silver tabletop



Only for sale in Germany.

ETNA STACKING CHAIR WITH ARMREST	
Designation	Portable
	Item no.
Etna high-back chair, Cappuccino covering	5006982
Etna low-back chair, Cappuccino covering	5008141

BRUNEI STACKING TABLE	
Designation	Portable
	Item no.
Table 80 x 80 x 73.3 mm	5006983
Table 130 x 80 x 73.5 mm	5006984

Lead time: 6-8 weeks



ERLAU® Folding table & parasol

Folding table with design top.

- Rimless table top edge, weatherproof, acid-resistant, impact-resistant, glow-resistant and cold-resistant
- Elegant base frame with height-adjustable leg offers optimum stability
- The folding mechanism allows the tables to be easily stowed away and then easily repositioned
- Graphite frame, tabletop in slate look



Fibreglass parasol.

- Ozean parasol with stainless steel posts, bracing with eight, bendable/flexible, 9 mm fibreglass rods
- Covering made from exclusive, tear-resistant, antibacterial Balliu fabric
- Matching our loungers and chair coverings
- Fast drying, dirt and UV resistant
- All components are suitable for outdoor use and extremely stable and can be easily replaced at any time
- 200 cm diameter, octagonal
- Dimensions closed: 156.5 x 26 cm. Weight: 23.4kg



Only for sale in Germany.

FOLDING TABLE WITH DESIGN TOP	
Designation	Portable
	Item no.
Table 120 x 80 x 73 cm	5006134
Table 165 x 95 x 73 cm	5006133

Lead time: 6-8 weeks

PARASOL	
Designation	Portable
	Item no.
Ozean Cappuccino parasol	5007388



ERLAU® BICYCLE PARKING SYSTEMS



BICYCLE BOX
From p. 158



QUADRI
From p. 166



PEDALO
From p. 168



SIESTA
From p. 170



PATIO
From p. 172



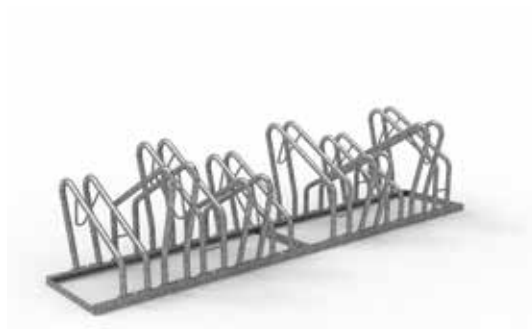
PEDALO PISA
From p. 174



STRADA
p. 176



VIOLA
p. 177



SERIES BICYCLE RACK
From p. 178



SERIES CONNECTORS
p. 180



ERLAU® Pedalo bicycle box

Going to the office by bike...?

Our solution:

PEDALO BICYCLE BOX

Your secure parking.



Pedalo Radbox

Q1801
02/2018



Pedalo bicycle box.

- Top cover made of galvanised and powder coated sheet steel with all-round tube frame Ø30 mm
- All load-bearing metal elements are exclusively hot-dip galvanised (not coated)
- Two strong gas springs ensure easy opening and closing without great effort
- Side sections made of phenolic resin-coated birch plywood, glued to the surface for cooking and weatherproof purposes, thickness 18 mm
- Phenolic resin film coating in a coating thickness of 120g/m², colour similar to RAL 8022 (black brown), film surface (not UV-resistant)
- Pre-drilled holes allow the Pedalo® bicycle box to be conveniently anchored to the floor
- Total height approx. 1360 mm (closed), total width of one element approx. 936 mm, total depth approx. 2092 mm
- Offers space for two bicycles, which can also be secured inside against theft
- A double locking system with integrated emergency opening (from the inside) for standard cylinder lock (30/10) offers additional security
- Attachment element offers the option of series installation
- Standard colours: Pure white, anthracite grey (other colours on request!)



PEDALO BICYCLE BOX

Designation	Item no.
Basic element with sheet cladding	54323..*
Attachment element with sheet cladding	54324..*

PEDALO BICYCLE BOX ACCESSORIES

Designation	Item no.
Single lock cylinder (10/30)	5007523
Locking aid (cord)	5007537
Power connections with 2 separately fused sockets	5007698
Ground structure without plates	5387817
Positioning legs (set of 2)	5007529
Insert board (40 x 40 x 3 cm) - 8x per box	5007612
Bicycle pictogram	-
Bicycle holder	5397617
Adapter for bicycle lock	5008041

*Please add the colour end number to the article number (colour overview page 14)

01 33

Standard colours 1: Ready to ship within 4 days
RAL 9010 Pure white, RAL 7016 Anthracite grey

03

13

14

31

32


39

10-14 weeks

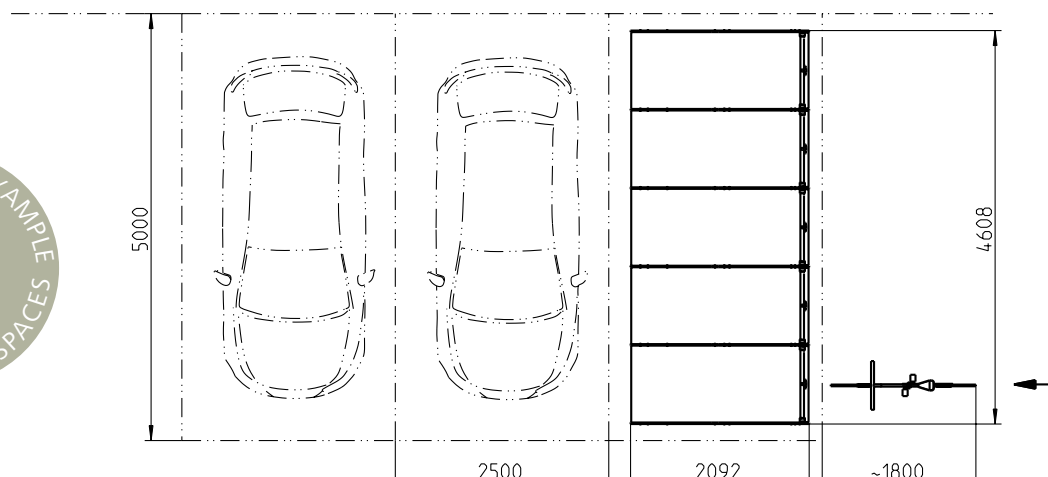
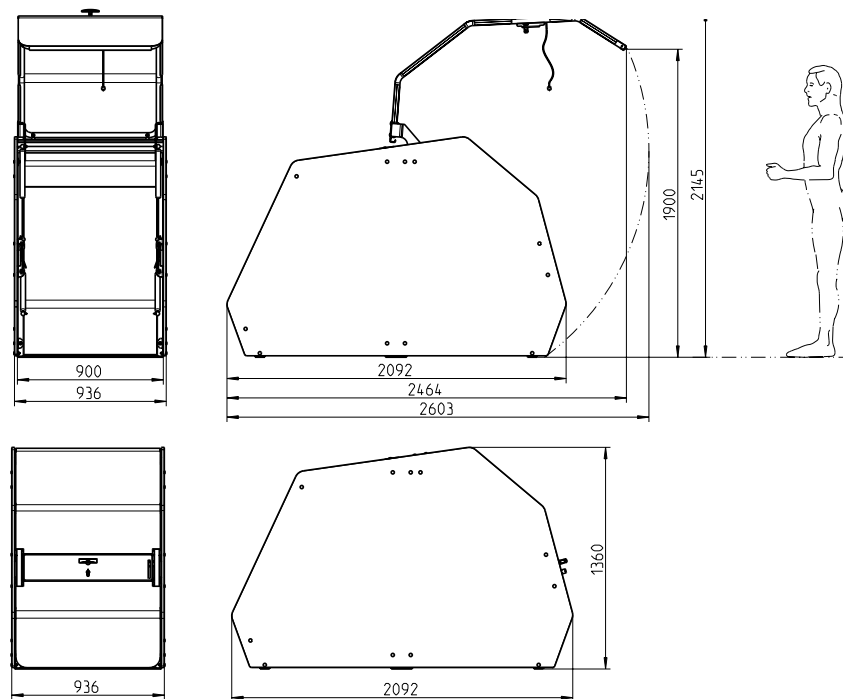


Choice of RAL:
12-16 weeks

159



Pedalo bicycle box drawings





Pedalo bicycle box places of use

Hotels & restaurants

Each apartment room is assigned a bike box so that overnight guests can park their bicycles safely and conveniently.

Museums, viewing points & tourist attractions

In front of tourist destinations, the Erlau Pedalo bicycle box not only looks very good due to its design, but also offers visitors and cyclists the opportunity to store their bicycles and luggage safely.

Railways & transport stops

"Commuters" and "cyclists", who use both public transport and the bicycle, are offered the opportunity to park their bike and charge it at the same time.

Universities, educational facilities & libraries

There is often bicycle chaos in front of libraries, universities and educational institutions. Hirers of a bicycle box have the chance to hire a secure and comfortable parking space for their bike easily and cost-effectively.

Lift stations, cable cars & downhill pistes

For cyclists, tourists or extreme athletes, the lift ride up the mountain and the cup of coffee is a welcome change. In order to enjoy this, safely locking their bicycle in the bicycle box gives a good feeling.

Indoor and outdoor swimming pools


It's annoying when your bike is gone after a visit to the swimming pool. With the Pedalo bicycle box, the bike is safely stowed and ready for the journey home until the end of the day.

Residential building

In residential complexes, the bicycle box saves you having to carry your bike into the basement; it can be conveniently stowed away. Not only bicycles, but also prams, walkers or packages can be safely stored.

Access to pedestrianised zones

The Pedalo bicycle box offers a safe storage space for bicycles to experience a carefree day of shopping and avoid searching for a space in front of every shop.



Pedalo bicycle box lock systems

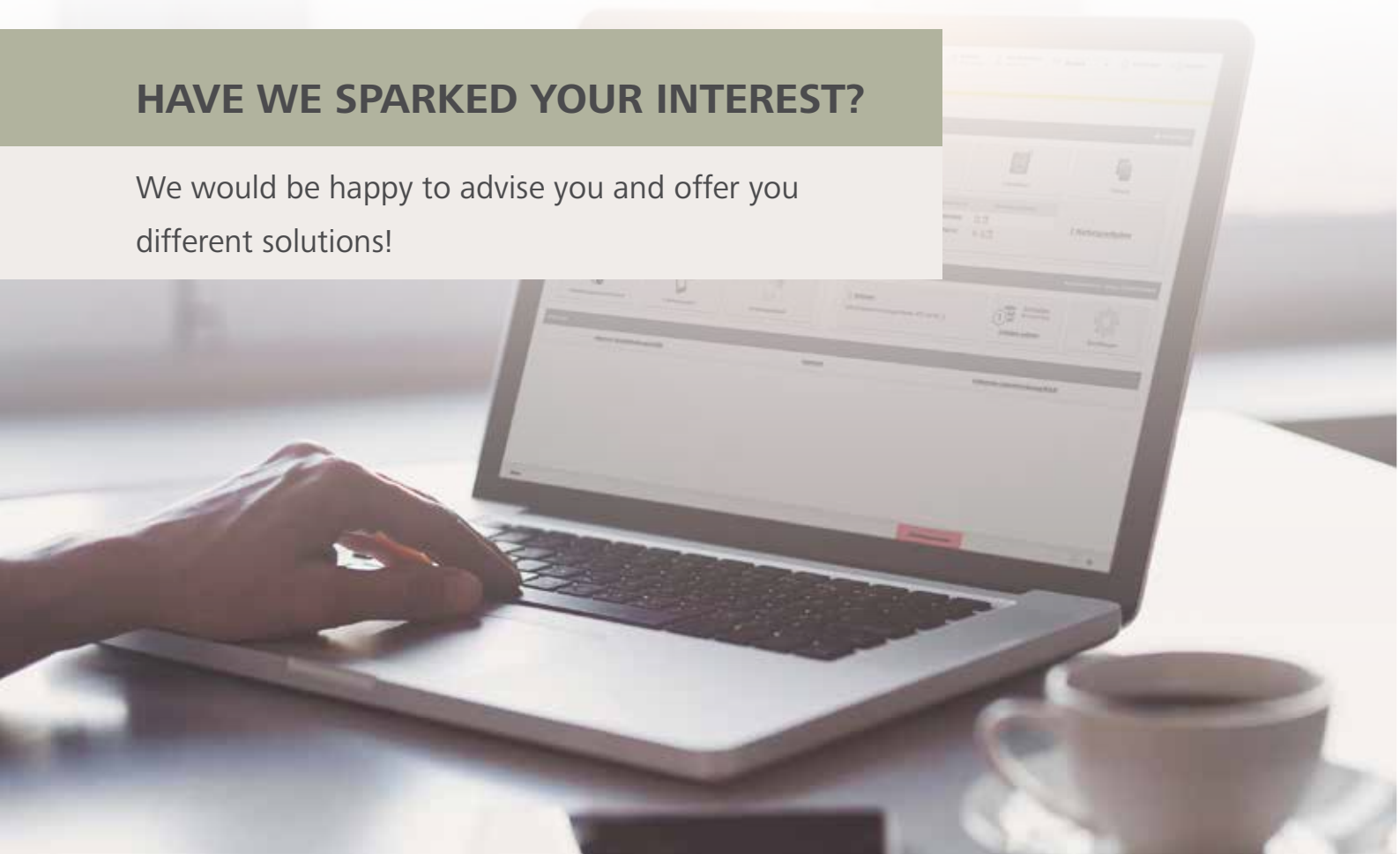
Intelligent locking solutions for every need.


Our Pedalo bicycle box is compatible with a wide range of intelligent systems for facility and authorisation management. Digital solutions for the Pedalo bicycle box make life easier and make you more independent. You can conveniently open the Pedalo bicycle box with your smartphone, wristband or numerical code, assign keys via SMS and organise even complex facilities easily online. For maximum freedom with maximum security.

- Easy opening of individual bicycle boxes with number combinations or by smartphone via Bluetooth
- Key rings, wristbands and cards can also be used as identification media
- Access control management for small and large facilities
- Rental function via web-based application
- Completely self-sufficient and weatherproof locking cylinder

HAVE WE SPARKED YOUR INTEREST?

We would be happy to advise you and offer you different solutions!







Pedalo bicycle box references



Neuhaus an der Pegnitz



Potsdam



Leipzig



Potsdam



Göttingen

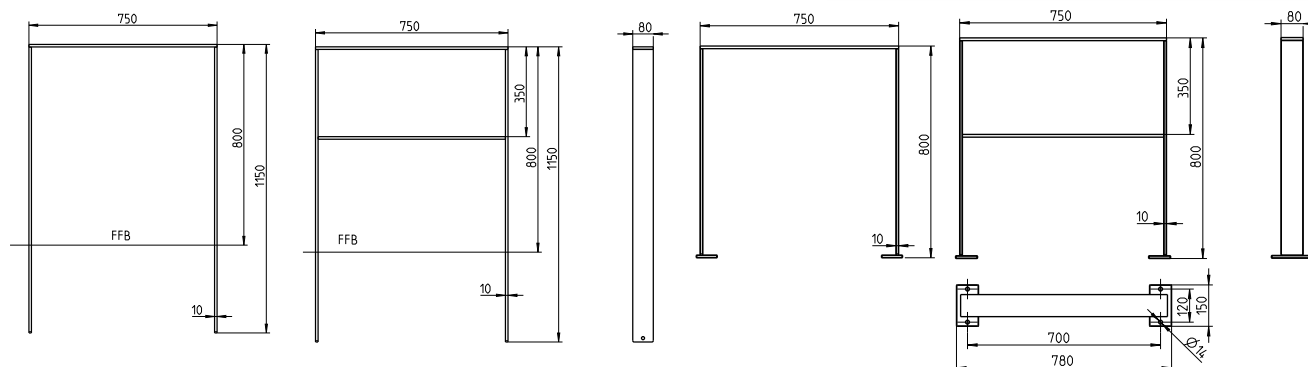


ERLAU® Quadri bicycle stand

Quadri bicycle stand

- Bicycle stand made of flat steel, thickness 10mm
- Fixed for embedding in concrete or fixed with a base plate (FP0)
- Optionally with cross bar
- Completely hot-dip galvanised or hot-dip galvanised and powder-coated
- Suitable for cargo bikes
- Fixed dimensions (W x D x H): 750 x 80 x 1,150 mm
- FP0 dimensions (W x D x H) 780 x 150 x 800 mm

Matching bench on pages 72-73.



QUADRI BICYCLE STAND

Designation	Fixed	FP0
	Item no.	Item no.
Quadri bicycle stand	54646..*	55352..*
Quadri bicycle stand with cross bar	54649..*	55353..*

*Please add the colour end number to the article number (colour overview page 14)

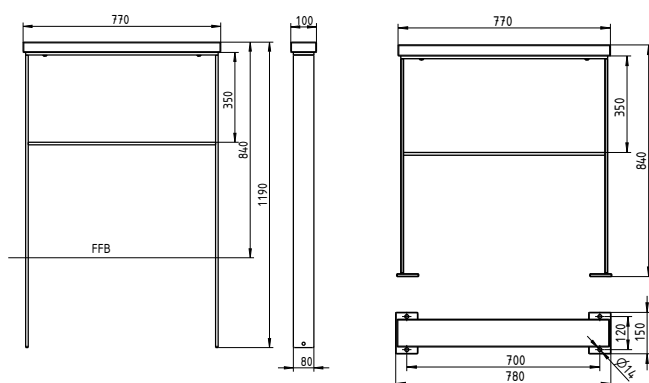




Quadri bicycle stand with support

- Bicycle stand made of flat steel, thickness 10mm
- Fixed for embedding in concrete or fixed with a base plate (FP0)
- Optionally with cross bar
- Support available in Iroko (FSC certified), Robinia (FSC certified), Dark Bamboo, or Savanna bamboo
- Completely hot-dip galvanised or hot-dip galvanised and powder-coated
- Suitable for cargo bikes
- Fixed dimensions with support (W x D x H): 770 x 100 x 1,190 mm
- FP0 dimensions with support (W x D x H) 780 x 150 x 840 mm

Matching bench on pages 72-73.



QUADRI BICYCLE STAND WITH SUPPORT

Designation	Fixed	FP0
	Item no.	Item no.
Quadri bicycle stand with support Iroko	55346..*	55358..*
Quadri bicycle stand with support Robinia	55345..*	55357..*
Quadri bicycle stand with support Dark Bamboo	55343..*	55355..*
Quadri bicycle stand with support Savanna Bamboo	55344..*	55356..*
Quadri bicycle stand with cross bar, support Iroko	55351..*	55362..*
Quadri bicycle stand with cross bar, support Robinia	55350..*	55361..*
Quadri bicycle stand with cross bar, support Dark Bamboo	55348..*	55359..*
Quadri bicycle stand with cross bar, support Savanna Bamboo	55349..*	55360..*

*Please add the colour end number to the article number (colour overview page 14)

17

03

13

14

31

32

33

39

10-14 weeks



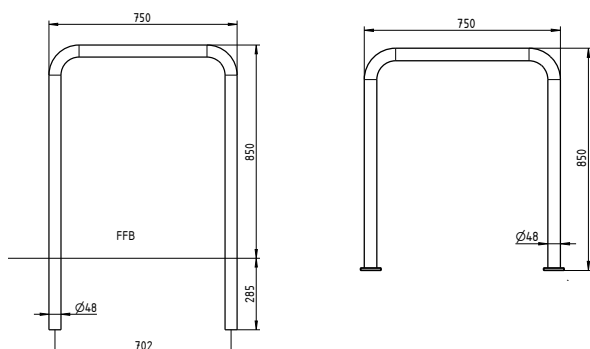
Choice of RAL:
12-16 weeks



ERLAU® Aalen stand

Aalen bicycle stand

- Curved bicycle stand made of round tubes, diameter 48 mm
- Fixed with mounting plate (FP0) or fixed for embedding in concrete, suitable for ground sleeve
- Completely hot-dip galvanised or hot-dip galvanised and powder-coated
- Suitable for cargo bikes
- Fixed dimensions (W x D x H): 750 x 48 x 1,135 mm
- FP0 dimensions (W x D x H) 780 x 150 x 850 mm



AALEN STAND		
Designation	Fixed	FP0
	Item no.	Item no.
Aalen stand	55364..*	55367..*

*Please add the colour end number to the article number (colour overview page 14)



Standard colours 1: Ready to ship within 4 days
RAL 9006 White aluminium, RAL 7016 Anthracite grey, hot-dip galvanised



10-14 weeks



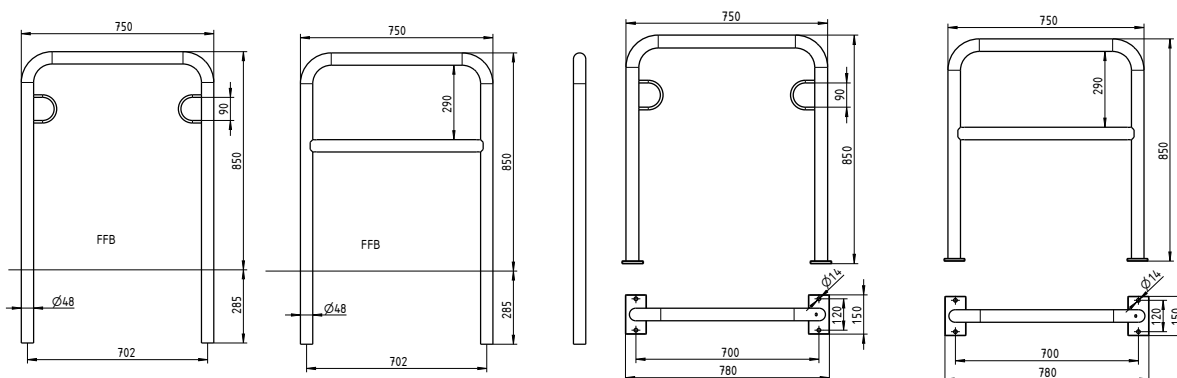
Choice of RAL:
12-16 weeks



ERLAU® Aalen stand

Aalen bicycle stand with lugs or cross bar

- Curved bicycle stand made of round tubes, diameter 48 mm
- Fixed with mounting plate (FP0) or fixed for embedding in concrete, suitable for ground sleeve
- With fixing lugs or cross bar
- Completely hot-dip galvanised or hot-dip galvanised and powder-coated
- Suitable for cargo bikes
- Fixed dimensions (W x D x H): 750 x 48 x 1,135 mm
- FP0 dimensions (W x D x H) 780 x 150 x 850 mm



AALEN STAND WITH LUGS

Designation	Fixed	FP0
	Item no.	Item no.
Aalen stand with lugs	55366..*	55369..*
Aalen stand with cross bar	55365..*	55368..*

*Please add the colour end number to the article number (colour overview page 14)



10-14 weeks



Choice of RAL:
12-16 weeks

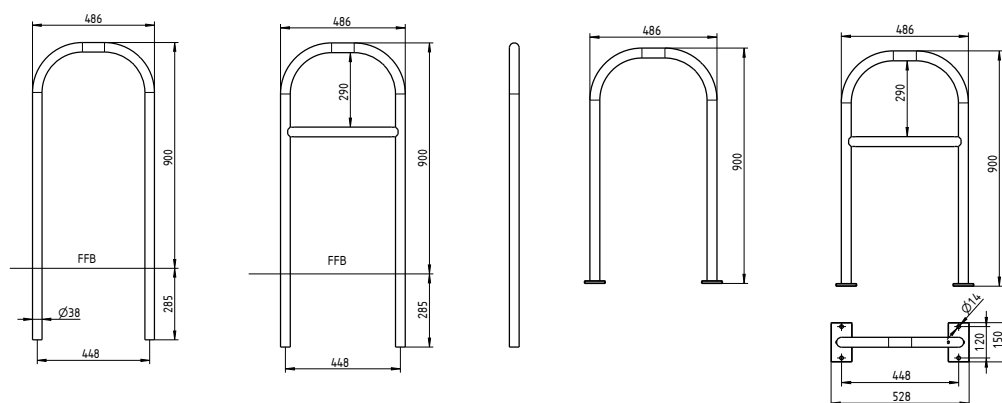


ERLAU® Siesta bicycle stand

Siesta bicycle stand

- Curved bicycle stand made of round tubes, diameter 38 mm
- Fixed with mounting plate (FP0) or fixed for embedding in concrete
- Optionally with cross bar
- Completely hot-dip galvanised or hot-dip galvanised and powder-coated
- Suitable for cargo bikes
- Fixed dimensions (W x D x H): 486 x 38 x 1,185 mm
- FP0 dimensions (W x D x H) 528 x 150 x 900 mm

Matching bench on pages 60-61.



SIESTA BICYCLE STAND

Designation	Fixed	FP0
	Item no.	Item no.
Siesta bicycle stand	55370..*	55373..*
Siesta bicycle stand with cross bar	55371..*	55374..*

*Please add the colour end number to the article number (colour overview page 14)

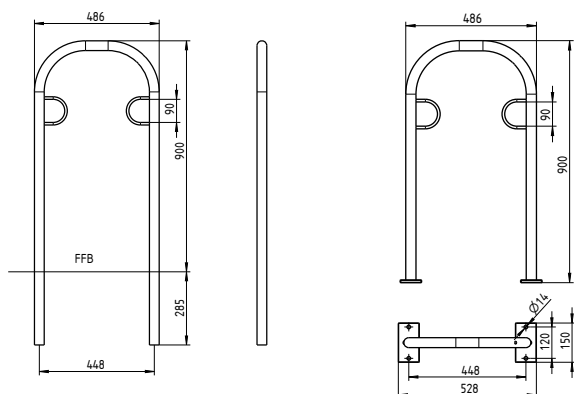




Siesta bicycle stand with lugs

- Curved bicycle stand made of round tube, diameter 48mm for variant with lugs
- Fixed with mounting plate (FP0) or fixed for embedding in concrete
- With attachment lug
- Completely hot-dip galvanised or hot-dip galvanised and powder-coated
- Suitable for cargo bikes
- Fixed dimensions (W x D x H): 486 x 38 x 1,185 mm
- FP0 dimensions (W x D x H) 528 x 150 x 900 mm

Matching bench on pages 60-61.



SIESTA BICYCLE STAND WITH LUGS

Designation	Fixed	FP0
	Item no.	Item no.
Siesta bicycle stand with lugs	55372..*	55375..*

*Please add the colour end number to the article number (colour overview page 14)



10-14 weeks



Choice of RAL:
12-16 weeks

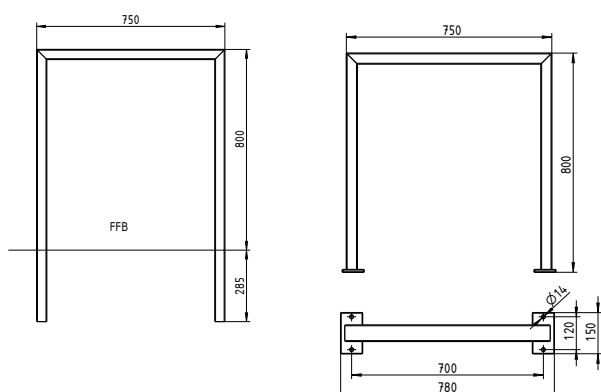



ERLAU® Patio bicycle stand

Patio bicycle stand

- Bicycle stand made of rectangular tube (60 x 40 mm)
- Fixed for embedding in concrete or fixed with a base plate (FP0)
- Completely hot-dip galvanised or hot-dip galvanised and powder-coated
- Suitable for cargo bikes
- Fixed dimensions (W x D x H): 750 x 60 x 1,085 mm
- FP0 dimensions (W x D x H) 750 x 150 x 800 mm

Matching bench on pages 54-57.



PATIO BICYCLE STAND

Designation	Fixed	FP0
	Item no.	Item no.
Patio bicycle stand	55378..*	55384..*

*Please add the colour end number to the article number (colour overview page 14)



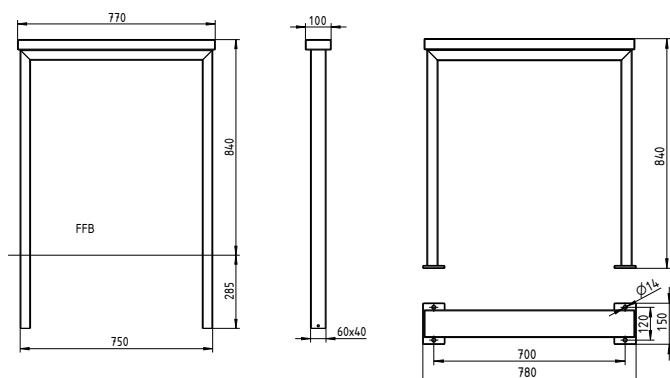


ERLAU® Patio bicycle stand

Patio bicycle stand with support

- Bicycle stand made of rectangular tube (60 x 40 mm)
- Fixed for embedding in concrete or fixed with a base plate (FP0)
- Support optionally available in Iroko (FSC certified), Robinia (FSC certified), Dark Bamboo, or Savanna bamboo
- Completely hot-dip galvanised or hot-dip galvanised and powder-coated
- Suitable for cargo bikes
- Fixed dimensions with support (W x D x H): 780 x 100 x 1,125 mm
- FP0 dimensions with support (W x D x H) 780 x 150 x 840 mm

Matching bench on pages 54-57.



PATIO BICYCLE STAND WITH SUPPORT

Designation	Fixed	FP0
	Item no.	Item no.
Patio bicycle stand with support Iroko	55383..*	55389..*
Patio bicycle stand with support Robinia	55382..*	55388..*
Patio bicycle stand with support Dark Bamboo	55380..*	55386..*
Patio bicycle stand with support Savanna Bamboo	55381..*	55387..*

*Please add the colour end number to the article number (colour overview page 14)



10-14 weeks



Choice of RAL:
12-16 weeks



ERLAU® Pisa stand

Pisa bicycle stand

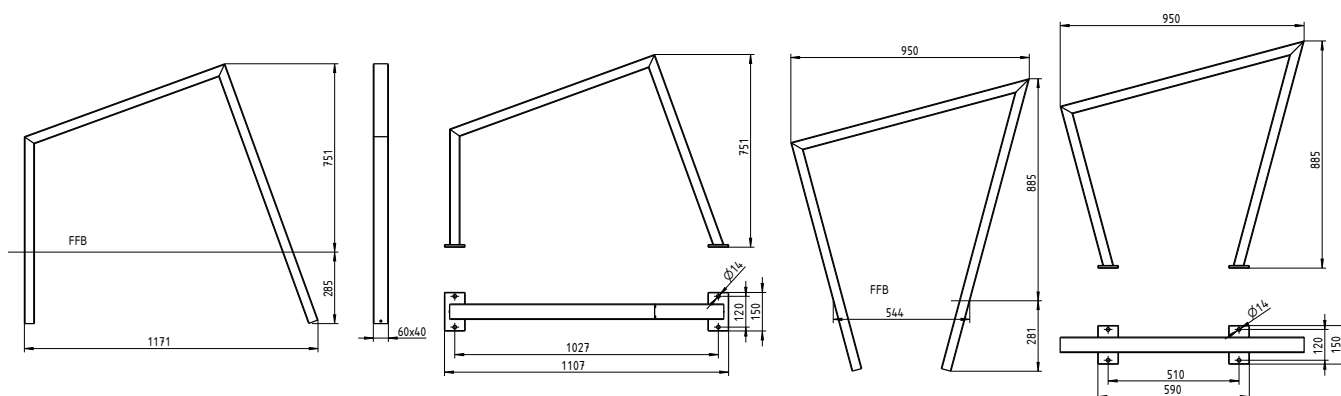
- Bicycle stand made of rectangular tube (60 x 40 mm)
- Geometry available with open (Pisa O) or closed (Pisa G) base
- Fixed for embedding in concrete or fixed with a base plate (FP0)
- Completely hot-dip galvanised or hot-dip galvanised and powder-coated
- Fixed Pisa O dimensions (W x D x H): 1,171 x 60 x 1,036 mm
- FP0 Pisa O dimensions (W x D x H): 1,107 x 150 x 751 mm
- Fixed Pisa G dimensions (W x D x H): 950 x 60 x 1,166 mm
- FP0 Pisa G dimensions (W x D x H): 950 x 150 x 885 mm



Pisa-G (open)



Pisa-G (closed)



PISA STAND

Designation	Fixed	FP0
	Item no.	Item no.
Pisa-O stand	55390..*	55391..*
Pisa-G stand	55392..*	55393..*

*Please add the colour end number to the article number (colour overview page 14)



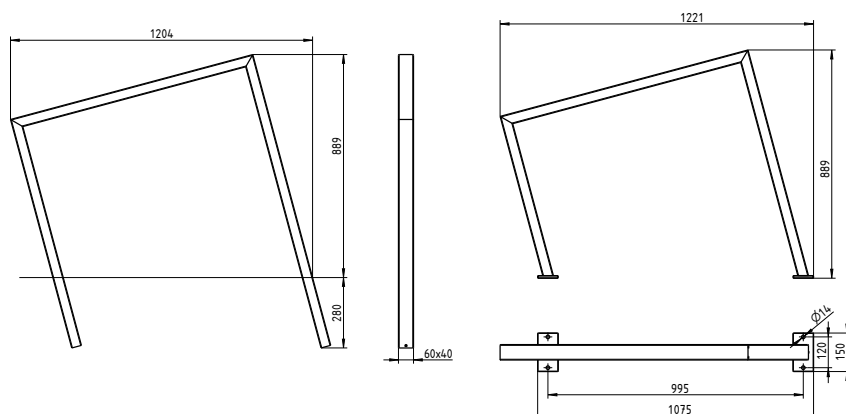


Pisa bicycle stand

- Bicycle stand made of rectangular tube (60 x 40 mm)
- Geometry with parallel base (Pisa P)
- Fixed for embedding in concrete or fixed with a base plate (FP0)
- Completely hot-dip galvanised or hot-dip galvanised and powder-coated
- Fixed Pisa P dimensions (W x D x H): 1,204 x 60 x 1,169 mm
- FP0 Pisa P dimensions (W x D x H): 1,221 x 150 x 889 mm



Pisa-P (parallel)



PISA STAND

Designation	Fixed	FP0
	Item no.	Item no.
Pisa-P stand	55394..*	55395..*

*Please add the colour end number to the article number (colour overview page 14)



10-14 weeks



Choice of RAL:
12-16 weeks

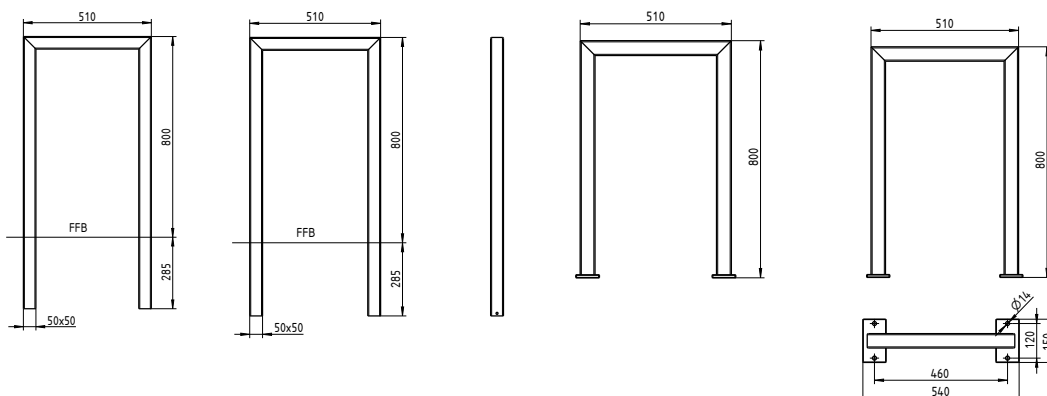


ERLAU® Strada bicycle stand

Strada bicycle stand

- Bicycle stand made of rectangular tube (50 x 50 mm)
- Fixed for embedding in concrete or fixed with a base plate (FP0)
- Completely hot-dip galvanised or hot-dip galvanised and powder-coated
- Suitable for cargo bikes
- Fixed dimensions (W x D x H): 510 x 50 x 1,085 mm
- FP0 dimensions (W x D x H) 540 x 150 x 800 mm

Matching bench on pages 76-77.



STRADA BICYCLE STAND		
Designation	Fixed	FP0
	Item no.	Item no.
Strada bicycle stand	55376..*	55377..*

*Please add the colour end number to the article number (colour overview page 14)

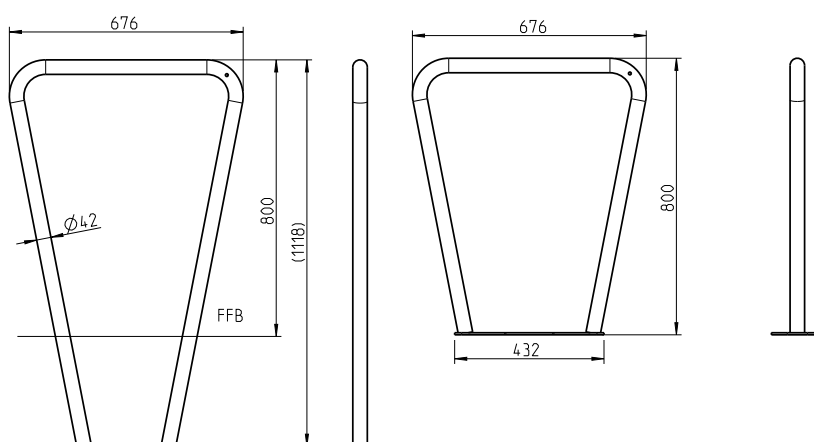




ERLAU® Viola stand

Viola bicycle stand

- Trapezoidal bicycle stand made of round tube, diameter 42 mm
- Completely hot-dip galvanised or hot-dip galvanised and powder-coated
- 690 x 800 mm



VIOLA STAND

Designation	Fixed to set in concrete	Fixed with base disc
	Item no.	Item no.
Viola stand	53469..*	53468..*

*Please add the colour end number to the article number (colour overview page 14)

17

Ready to ship within 4 days
Hot-dip galvanised

03

13

14

31

32

33

39

10-14 weeks



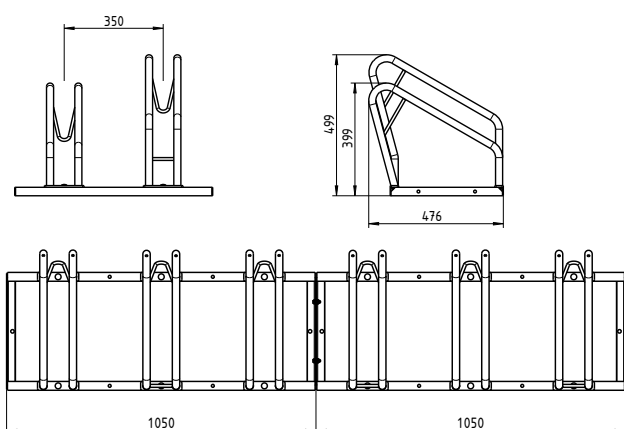
Choice of RAL:
12-16 weeks



ERLAU® Riga bicycle rack

Riga bicycle rack

- Bicycle rack made of round tube (25 mm)
- Rack completely hot-dip galvanised or hot-dip galvanised and powder-coated
- Frame completely hot-dip galvanised
- Portable with fixing hole
- Suitable for mountain bikes
- Optimal clamping effect
- Parallel arrangement
- Space-saving high/low positioning
- Individually expandable



RIGA BICYCLE RACK

Designation	Item no.
Riga bicycle rack 2x	55402..*
Riga bicycle rack 3x	55403..*
Riga bicycle rack 4x	55404..*
Riga bicycle rack 5x	55405..*
Riga bicycle rack 6x	55406..*

*Please add the colour end number to the article number (colour overview page 14)



Ready to ship within 4 days
Hot-dip galvanised



10-14 weeks



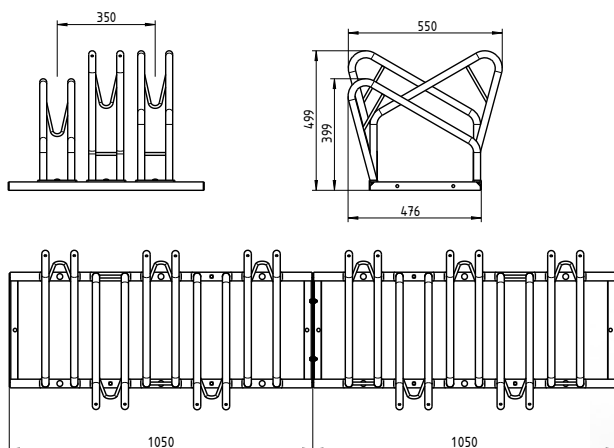


Choice of RAL:
12-16 weeks



Riga bicycle rack, interlocking

- Bicycle rack made of round tube (25 mm)
- Rack completely hot-dip galvanised or hot-dip galvanised and powder-coated
- Frame completely hot-dip galvanised
- Portable with fixing hole
- Suitable for mountain bikes
- Optimal clamping effect
- Alternating arrangement
- Space-saving high/low positioning
- Individually expandable



RIGA BICYCLE RACK, INTERLOCKING

Designation	Item no.
Riga bicycle rack, 3x interlocking	55407..*
Riga bicycle rack, 5x interlocking	55408..*
Riga bicycle rack, 6x interlocking	55409..*
Riga bicycle rack, 8x interlocking	55410..*
Riga bicycle rack, 10x interlocking	55411..*

*Please add the colour end number to the article number (colour overview page 14)

17 Ready to ship within 4 days
Hot-dip galvanised

03 **13** **14** **31** **32** **33** **39** 10-14 weeks



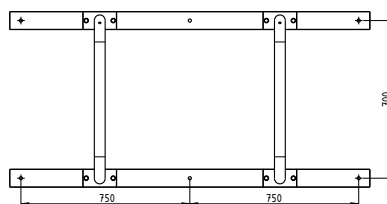
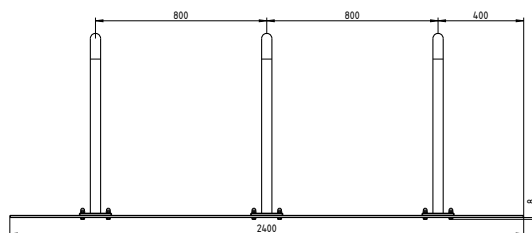
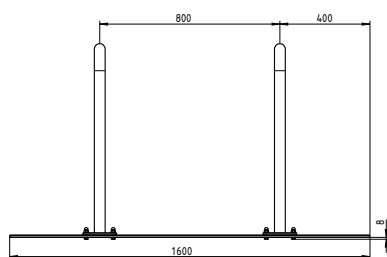
Choice of RAL:
12-16 weeks



ERLAU® Series connectors

Pedalo series connector

- Series connector made of flat steel (8 mm)
- Suitable for all Erlau bicycle stands with ground mounting plates
- Portable with fixing hole
- Completely hot-dip galvanised
- Length of 2x unit: 1,600 mm
- Length of 3x unit: 2,400 mm



SERIES CONNECTORS

Designation	Item no.
2x series connector	5539617
3x series connector	5539717

*Please add the colour end number to the article number (colour overview page 14)




Ready to ship within 4 days
Hot-dip galvanised





ERLAU® WASTE CONTAINERS & ASHTRAYS



VASURA QUADRI
From p. 184



VASURA
From p. 186



CAMBIO
p. 188



COMMUNITY
p. 189



TOPSY
p. 189



BÄRCHEN
p. 190



SMOKY
From p. 191



ORBISTOR
p. 193

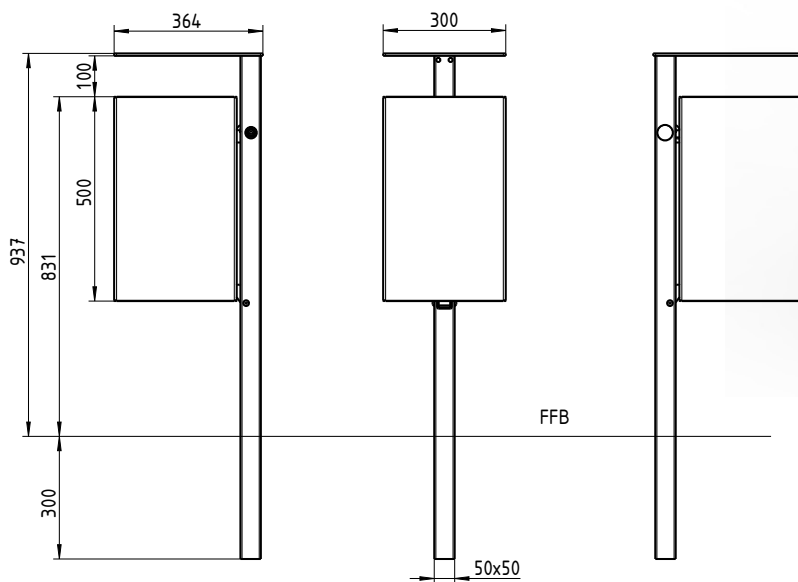




ERLAU® Vasura Quadri

Vasura Quadri waste container, 45 litres.

- 45-litre waste container. Container can be swivelled and locked with an 8 mm triangular lock
- Container width 300 mm
- Stand 50 mm
- Completely hot-dip galvanised or hot-dip galvanised and powder-coated
- Design with cover



VASURA QUADRI 45 L	
Designation	Fixed with cover
	Item no.
Without internal bin	54778..*

ACCESSORIES	
Designation	Item no.
Inner container, 45 litres, galvanised	5008256
Inner container, 45 litres, stainless steel	5008257

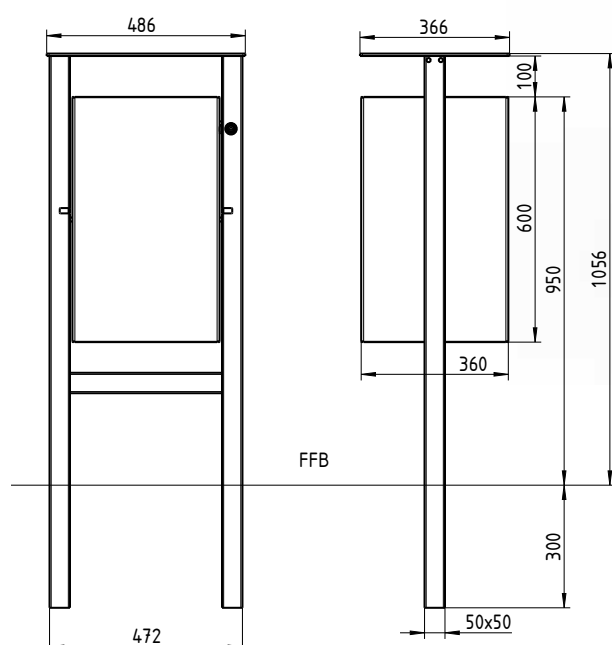
*Please add the colour end number to the article number (colour overview page 14)



ERLAU® Vasura Quadri

Vasura Quadri waste container, 80 litres.

- 80-litre waste container. Container can be swivelled, unhooked and locked with an 8 mm triangular lock
- Container width 360 mm
- Stand 50 mm
- Completely hot-dip galvanised or hot-dip galvanised and powder-coated
- Design with cover



VASURA QUADRI 80 L

Designation	Fixed with cover
	Item no.
Without internal bin	54780..*

ACCESSORIES

Designation	Item no.
Inner container, 80 litres, galvanised	5008258
Inner container, 80 litres, stainless steel	5008259

*Please add the colour end number to the article number (colour overview page 14)

31

33

Standard colours 1: Ready to ship within 4 days
RAL 9006 White aluminium, RAL 7016 Anthracite grey

17

03

13

14

32

39

10-14 weeks



Choice of RAL:
12-16 weeks



Vasura waste container, 35 L.

-

ACCESSORIES	
Designation	Item no.
Vasura waste container, 35 L	501429
Ash tray for Vasura, 35 L.	5008476

186

10-14 weeks

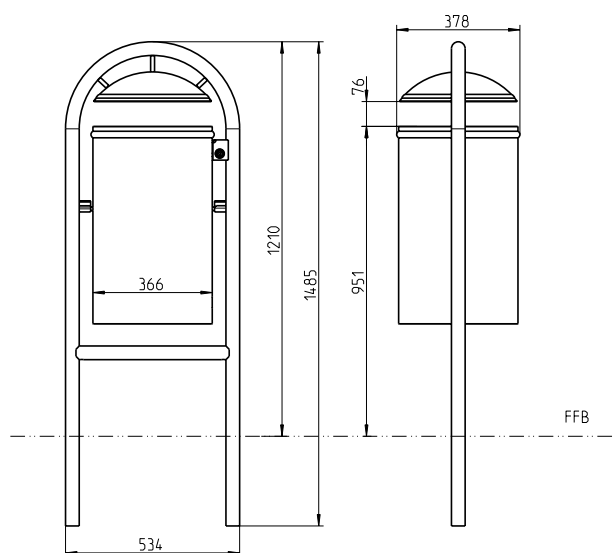




ERLAU® Vasura 60 L

Vasura waste container, 60 L.

- 60-litre waste container. Container can be swivelled, unhooked and locked with an 8 mm triangular lock
- Container diameter 366 mm
- Leg made of round tube 42 mm
- With optional internal bin
- Completely hot-dip galvanised or hot-dip galvanised and powder-coated
- Design with cover
- Ashtrays for retrofitting



Ash tray

VASURA 60 L	
Designation	Fixed with cover
	Item no.
Without internal bin	54351..*

ACCESSORIES	
Designation	Item no.
Vasura waste container, 60 L	501431
Ash tray for Vasura, 60 L.	5008485

*Please add the colour end number to the article number (colour overview page 14)

31

33

Standard colours 1: Ready to ship within 4 days
RAL 9006 White aluminium, RAL 7016 Anthracite grey

17

03

13

14

32

39

10-14 weeks



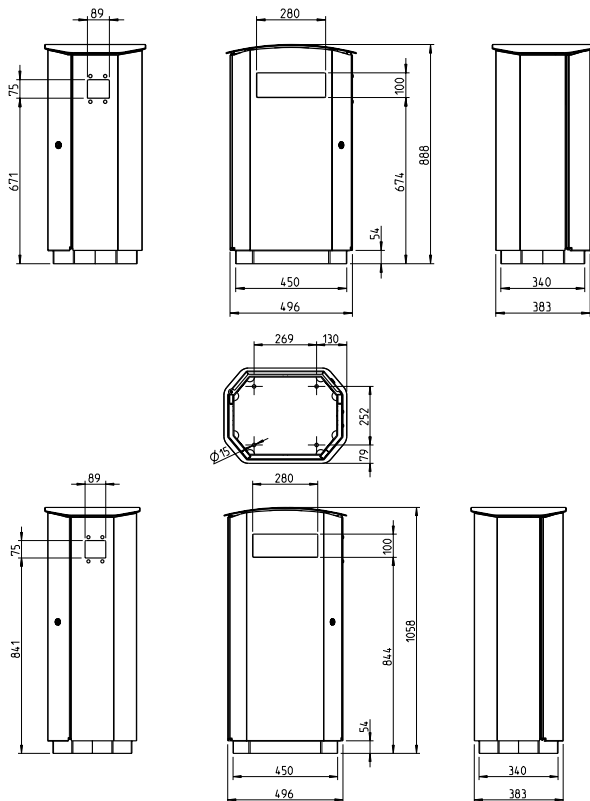
Choice of RAL:
12-16 weeks



ERLAU® Cambio

60 and 90 L waste container.

- Octagonal container made from steel sheet, thickness 2 - 4 mm
- Container made entirely of metal inner frame for additional rigidity and stability, square tube 40 x 20 mm
- With inner container and 7 mm square lock, self-locking with internal emergency opening
- Body completely hot-dip galvanised and powder coated
- Inner container made of galvanised steel sheet
- Ashtrays for retrofitting



Ash tray

CAMBIO WITH INTERNAL BIN		
Designation	60 litres	90 litres
	Item no.	Item no.
Cambio	53499..*	53551..*

CAMBIO ACCESSORIES	
Designation	Item no.
Wrench (set of 10)	5007108
Inner container 60 L.	5304917
Inner container 90 L.	5298017
Ash tray insert (for retrofitting)	5305924

*Please add the colour end number to the article number (colour overview page 14)



ERLAU® Community and Topsy

Community waste container, 110 litres.

- Outer coat made of extremely resistant, heat and cold resistant, fully dyed Durapol polyethylene
- Galvanised steel inner container 110 litres with handles
- To empty, simply open the 3-edged lock and lift off the top
- Height: 1,072 mm (without additional extras)
- Diameter: 500 mm (without additional extras)
- Weight: 15.5 kg (without additional extras)
- Extra features available such as
 - Ashtrays
 - Fire-extinguishing top
 - Extra weight
 - ...

Topsy waste container, 90 L.

- Made of extremely resistant, heat and cold resistant, fully dyed Durapol polyethylene
- To empty, simply insert a wrench and lift off the complete, light, coloured upper part. Then, the galvanised inner container can be lifted off the lower part gently and easily by means of the ergonomically shaped handles
- Height: 1,000 mm (without additional extras)
- Diameter: 545 mm (without additional extras)
- Weight: 18 kg (without additional extras)
- Extra features available such as
 - Ashtrays
 - Fire-extinguishing top
 - Extra weight
 - ...



Other colours available on request.

Only for sale in Germany.

COMMUNITY 110 L	
Designation	Portable
	Item no.
Mühlstein	5007030

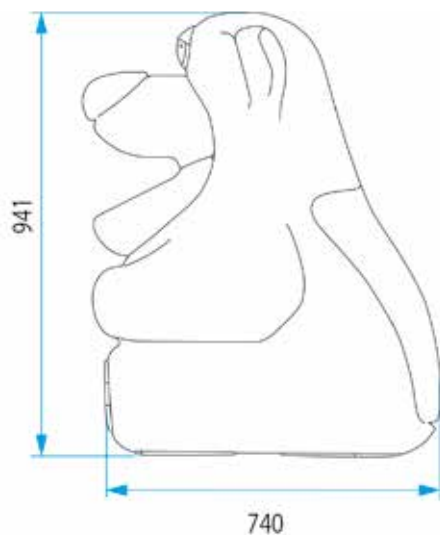
TOPSY 90 L	
Designation	Portable
	Item no.
Red, with 3-part ashtray	5006174
Basalt grey, with 2-part ashtray	5006175



ERLAU® Bärchen

Bärchen waste container, 52 litres.

- Waste containers are made of fully dyed, heat and cold resistant, extremely impact resistant Durapol polyethylene and galvanised steel
- Lockable door in the back wall
- Commercially available refuse sacks can be attached in the galvanised inner container, which is equipped with handles and is safely located behind a lockable back plate
- Fixing to the ground is no problem using screws
- Capacity: 52 litres, height: 941 mm, width: 762 mm, depth: 740 mm, weight: 20 kg



Only for sale in Germany.

BÄRCHEN 52 L.	
Designation	Portable
	Item no.
Bärchen brown	5004948



ERLAU® Smoky SG

Post ashtray Smoky SG, 10 L incl. lock, ground fixing bolts and cigarette symbol.

- Freestanding post ashtray made of extremely resistant, heat, cold and solvent-resistant, fully dyed Durapol
- Completely weather-resistant
- Curved top section made of black, anodised aluminium
- Cigarette butt plate made of highly polished, stainless steel
- Galvanised steel inner container with handles and SmokeGuard device that reduces the afterglow of cigarette butts
- Dimensions (WxDxH): 1,030 x 270 x 210 mm



Wall ashtray Smoky SG, 3 L incl. lock, wall fixing materials and cigarette symbol.

- Wall ashtray made of extremely resistant, heat, cold and solvent-resistant, fully dyed Durapol
- Completely weather-resistant
- Curved top section made of black, anodised aluminium
- Cigarette butt plate made of highly polished, stainless steel
- 180° opening, removable door with integrated hinge
- Galvanised steel inner container with magnetic holder handles and SmokeGuard device that reduces the afterglow of cigarette butts
- With optional glass fitting set (at a surcharge)
- Dimensions (WxDxH): 529 x 191 x 115 mm



Only for sale in Germany.

POST ASHTRAY SMOKY SG 10 L.

Designation	Item no.
Post ashtray Smoky SG black	5005280

WALL ASHTRAY SMOKY SG 3 LTR.

Designation	Item no.
Wall ashtray Smoky SG black	5005281



ERLAU® Smoky

Post ashtray Smoky 4 L incl. cigarette logo.

- Bolts for permanent ground fixing on concrete or paving stone
- Model made of dark grey, polyester-coated steel or stainless steel
- Galvanised steel inner container
- Cigarette butt plate made of stainless steel
- Dimensions (WxDxH): 1,000 x 207 x 250 mm, weight: 13.5 kg



Only for sale in Germany.

POST ASHTRAY SMOKY 4 L.

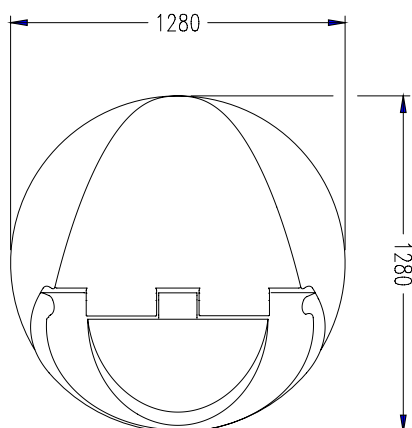
Designation	Item no.
Post ashtray Smoky black-grey	501083
Post ashtray Smoky stainless steel	501602



ERLAU® Orbistor

Orbistor grit container made of Durapol material, 800 litres.

- The Orbistor 800 litre grit container is made of Durapol® material, which offers optimum stability.
- In addition, the hinge and rod hinge are equipped with a special reinforcement
- Due to the materials used, the grit container is impact-resistant, weather-resistant and easy to maintain
- Water drainage channels prevent wet and clumped grit
- With optional lock device for padlocks



Only for sale in Germany.

ORBISTOR 800 L GRIT CONTAINER

Designation	Portable
	Item no.
Orbistor platinum grey	5007102

ERLAU® DOG TOILETS & ACCESSORIES



SAMMY
p. 196



BALOU
p. 197



LUCKY
p. 198



ACCESSORIES
p. 199






ERLAU® Sammy

The Sammy dog toilet.

The dog toilet in a new modern design with a combination of materials; stainless steel together with galvanised sheet steel with a powder coating guarantees durability and stability.

The lockable bag dispenser has an increased capacity of up to 1,000 dog waste bags. The modern colour choice in "Sable noir 100" adds a touch of elegance. The dog toilet is completely pre-assembled, making final assembly on site easy; the delivery includes an assembly kit with ground anchor, triangular key and detailed assembly instructions; all inscriptions can be personalised and are UV-resistant.

- Material: hot-dip galvanised sheet steel, powder-coated, combined with polished stainless steel
- Volume of waste bin: approx. 40 litres
- Filling volume bag dispenser: up to 1,000 bags
- Lock: with triangular lock
- Dimensions: height 145 cm, width 50 cm, depth 25 cm, weight: 45 kg



SAMMY DOG TOILET	
Designation	Portable
	Item no.
Sammy Dog Toilet	5008275

Sticker can be personalised on request



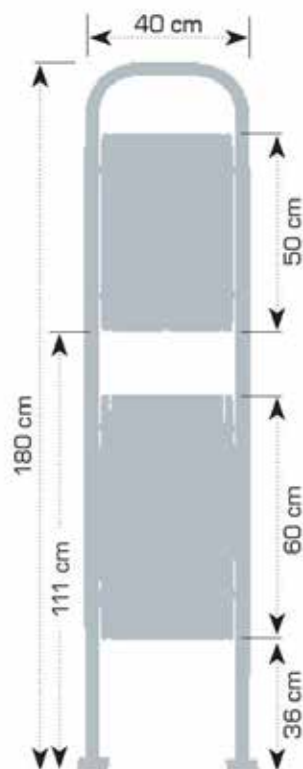


ERLAU® Balou

The Balou dog toilet.

The model with swing lid is a proven complete system with a practical waste bag dispenser and integrated waste bin. The ingenious combination of functionality, quality and design impresses with its ease of use, outstanding visibility and long service life.

- Material: hot-dip galvanised sheet steel, powder-coated; optional: polished stainless steel
- Volume of waste bin: approx. 30 litres
- Filling volume bag dispenser: up to 500 bags
- Lock: with triangular lock
- Dimensions: width 40 cm, height 180 cm, depth 25 cm, weight: 35 kg



BALOU DOG TOILET

Designation	Portable
	Item no.
Balou Dog Toilet	54820..*

Sticker can be personalised on request

*Please add the colour end number to the article number

16 Moss green, similar to RAL 6005

32 Micaceous iron oxide, similar to DB 703

21 Traffic white, similar to RAL 9016

24 INOX stainless steel 1.4301

Lead time: 2-4 weeks





ERLAU® Lucky

The Lucky bag dispenser.

This bag dispenser is suitable for mounting on the wall or as a set including a mounting device for fixing the dispenser to pillars, trees or round posts. The Lucky bag dispenser is available as standard in the colours traffic white, moss green, micaceous iron oxide, pure orange, traffic red and polished stainless steel and can also have personalised inscriptions on request. The scope of delivery for the basic model includes the bag dispenser, a matching triangular key and the fastenings for wall mounting.

- Material: bag dispenser made of hot-dip galvanised and powder-coated sheet steel; optional: polished stainless steel
- Filling volume bag dispenser: up to 300 bags
- Lock: with triangular lock
- Dimensions: width 29 cm, height 36 cm, depth 5.5 cm, weight: 3 kg
- Delivery: as basic model for wall mounting



Optional on request:
Mounting kit for mounting to pillars, trees or round posts. #5008287

LUCKY BAG DISPENSER	
Designation	Portable
	Item no.
Lucky bag dispenser	54821..*

Sticker can be personalised on request
#5008288

*Please add the colour end number to the article number Lead time: 2-4 weeks

Accessories

Climateline dog bag

Climateline dog waste bags are produced in Europe in a carbon-neutral (compensated) process. The dog bags are of exceptional quality, are absolutely water- and tear-resistant and guarantee sustainable transport routes, as they are produced in the EU. The bags are packaged to allow the quick refilling of ERLAU dog toilet systems and are fitted with a practical tear-off system. The bags are made from recycled material and packed in boxes of 3,000.

- Material: recycled HDPE
- Packaging: carton with 3,000 bags
- Colour: red
- Material thickness: 15 microns – EXTRA STRONG
- Dimensions: 24 x 30 + 3 cm



HDPE dog bag

These dog waste bags are held together in blocks for the quick filling and refilling of ERLAU dog toilet systems and are perforated at the top for easy tear-off removal. The dog waste bags are supplied in convenient cartons containing 1,000 bags each

- Material: recycled HDPE
- Delivery: in a carton with 1,000 bags
- Colour: black



Eco dog bag

These dog waste bags are made in Europe from renewable sugar cane. Renewable raw material and short transport routes for the good of our environment. The dog waste bags are held together in blocks for the quick filling and refilling of ERLAU dog toilet systems and are perforated at the top for easy tear-off removal. The bags are absolutely tear-resistant and leak-tight, guaranteeing top quality. The dog bags are supplied in convenient cartons containing 3,000 bags each.

- Material: granulated sugar cane
- Delivery: in a carton with 3,000 bags
- Colour: blue
- Material thickness: 14 microns
- Dimensions: 24 x 30 + 3 cm















DOG WASTE BAGS

Designation	Item no.
Climateline dog bag - 3,000 pcs / pack - bag colour red	5008276
HDPE recycled dog bag - 1,000 pcs / pack - bag colour black	5008277
Eco dog bag made from sugar cane - 3,000 pcs / pack - bag colour blue	5008278













SPARE PARTS










BENCHES – SPARE PARTS

VISUALISATION	TECHNICAL DESCRIPTION	Design/dimensions	Article number	
HARMONY SEAT SECTION WITH BACKREST 	Seat and backrest with full wire mesh surface with round tube, diameter 38 mm. Grid 15 x 15 mm, wire thickness 3.3 mm. Top wires perpendicular to the seating direction. With two more compact grids for visual seat separation and for added stability. Vortex-sintered with Rilsan polyamide, min. coating thickness 350 µm. Dimensions (W x D x H): 1,800/1,200 x 513 x 442 mm	with backrest, width 1,800 mm		
		3-seater	53653 ..*	
		with backrest, width 1,200 mm		
		2-seater	53654 ..*	
HARMONY SEAT SECTION WITHOUT BACKREST 	Seat surface made from wire mesh and round tube, diameter 38 mm. Grid 15 x 15 mm, wire thickness 3.3 mm. Top wires perpendicular to the seating direction. With two more compact grids for visual seat separation and for added stability. Vortex-sintered with Rilsan polyamide, min. coating thickness 350 µm. Dimensions (W x D x H): 1,800/1,200 x 430 x 48 mm	with backrest, width 1,800 mm		
		3-seater	53656 ..*	
		with backrest, width 1,200 mm		
		2-seater	53657 ..*	
HARMONY 180 SEAT SECTION WITHOUT BACKREST, DOUBLE SEATER 	Corresponds to Harmony 180 wide tabletop. Seat surface made from wire mesh and round tube, diameter 38 mm. Grid 15 x 15 mm, wire thickness 3.3 mm. With two more compact grids for visual seat separation and for added stability. Vortex-sintered with Rilsan polyamide, min. coating thickness 350 µm. Dimensions (W x D x H): 1,800 x 770 x 44 mm	Without backrest, 1,800 mm	53721 ..*	
STYLE 180 SEAT SECTION WITH BACKREST 	Frame made from laser cut moulded parts and round tube 38 mm. Vortex-sintered with Rilsan polyamide, min. coating thickness 350 µm. Dimensions (W x D x H): 1,800 x 521 x 449 mm	With backrest, 1,800 mm	54828 ..*	
STYLE 180 SEAT SECTION WITHOUT BACKREST 	Frame made from laser cut moulded parts and round tube 38 mm. Vortex-sintered with Rilsan polyamide, min. coating thickness 350 µm. Dimensions (W x D x H): 1,800 x 436 x 47 mm	Without backrest, 1,800 mm	54829 ..*	
STYLE 180 SEAT SECTION WITHOUT BACKREST, DOUBLE SEATER 	Corresponds to Style 180 wide table element. Frame made from laser cut moulded parts and round tube 38 mm. Vortex-sintered with Rilsan polyamide, min. coating thickness 350 µm. Dimensions (W x D x H): 1,800 x 790 x 51 mm	Without backrest 1,800 mm	54830 ..*	
STYLE 180 MESH INSERT 	Inlay made of wire mesh as seat and/or backrest surfaces with full wire mesh. Grid 15 x 30 mm, wire thickness 4.0 mm. Top wires perpendicular to the seating direction. With three more compact grids for visual seat separation and for added stability. Wire ends bevelled. Vortex-sintered with Rilsan polyamide, min. coating thickness 350 µm. Dimensions (L x D x H): 1,771 x 345 x 38 mm		53661 ..*	
SCREW CONNECTION SET MESH INSERT	Comprising: 6x raised countersunk screws M6x25 A2 6x washers DIN 9021 6.4 A2		5006965	
PAGHOLZ INSERT STYLE 180 	Wood plank insert made of resin-impregnated and cross-glued laminated veneer timber from local beech. For screw connection as a seat and/or backrest. Dimensions (L x D x H): 1,770 x 340 x 40 mm, width of one plank 100 mm		5006873	
DARK BAMBOO INSERT STYLE 180 	Fibre Dark Bamboo planks. For screw connection as a seat and/or backrest. Dimensions (L x D x H): 1,770 x 340 x 40 mm, width of one plank 100 mm		5006870	
SAVANNA BAMBOO INSERT STYLE 180 	Planks made from fibre bamboo. For screw connection as a seat and/or backrest. Dimensions (L x D x H): 1,770 x 340 x 40 mm, width of one plank 100 mm		5008312	
ACCOYA INSERT STYLE 180 	Accoya planks. For screw connection as a seat and/or backrest. Dimensions (L x D x H): 1,770 x 340 x 40 mm, width of one plank 100 mm		5008063	
RECYCLED PLASTIC INSERT STYLE 180 	Planks made of recycled plastic, reinforced solid material, maintenance-free, weather-resistant. For screw connection as a seat and/or backrest. Dimensions (L x D x H): 1,770 x 340 x 40 mm, width of one plank 100 mm		5006872	












BENCHES – SPARE PARTS

VISUALISATION	TECHNICAL DESCRIPTION	Article number	
GLORIA LEG 	Leg made of exposed concrete, smooth and untreated. For installation at floor level 0. Dimensions (W x D x H): 430 x 100 x 475 mm	5007186	
GROUND ANCHOR SET	Gloria leg for fixed mounting	5007409	
SIESTA LEG 	Curved round tube leg, diameter 38 mm, also serves as an armrest. For portable installation at floor level 0. Anti-theft anchorage without any problems using welded mounting brackets. Floor anchors for casting in the foundation are optionally available at an additional cost. All metal components hot-dip galvanised and powder-coated. Dimensions (W x D x H): 486 x 38 x 728 mm. Also in fixed design, dimensions: 486 x 38 x 1,028 mm	Portable: 54822..* Fixed: 54823..*	
CHARISMA LEG 	Curved round tube leg, diameter 38 mm, also serves as an armrest. For portable installation at floor level 0. Anti-theft anchorage without any problems using welded mounting brackets. Floor anchors for casting in the foundation are optionally available at an additional cost. All metal components hot-dip galvanised and powder-coated. Dimensions (W x D x H): 523 x 38 x 675 mm	Portable: 54824..* Fixed: 54302..*	
STELLA LEG 	Leg made of laser cut moulded part, angled and arched design, also serves as an armrest. For portable installation at floor level 0. Anti-theft anchorage without any problems using built-in mounting brackets. Floor anchors for casting in the foundation are optionally available at an additional cost. Completely hot-dip galvanised and powder coated. Dimensions (W x D x H): 511 x 40 x 652 mm	54825 ..*	
QUADRI LEG 	Leg made of laser cut moulded part. In angled and rectangular design. For portable installation at floor level 0. Anti-theft anchorage without any problems using built-in mounting holes. Ground anchors for casting in the foundation are optionally available at an additional cost. Completely hot-dip galvanised and powder coated. Dimensions (W x D x H): 430 x 66 x 475 mm	53667..*	
PRIMAVERA LEG 	V-shaped round tube leg, diameter 38 mm. Portable including fixing holes (must be anchored). With and without backrest. Dimensions (W x D x H): 515 x 106 x 531 mm Dimensions with armrest (W x D x H): 541 x 106 x 681 mm	Without armrest: 53870 ..* Without armrest: 53868..*	
STRADA LEG 	Leg with armrest. Material: hot-dip galvanised and powder coated, portable with mounting brackets. Dimensions (W x H): 873 x 460 mm	53905..*	
ADAPTER SET 	Adapter set for connecting the seat and foot part, adapter set sufficient for one bench (one seat, two leg sections)	5006953	
SCREW CONNECTION SET LEG/BENCH	Comprising: 7x cylinder head screws DIN7984 M10x30 A2-70 14x washers DIN 125 B 10.5 A2 7x hex nuts DIN934 M10 A2	5006966	
LEG SET PIAZZA PLUS 	Curved tube leg (set of 2 for a bench), diameter 42 mm. For fixed installation in foundations or portable, drilled at floor level 0. Completely hot-dip galvanised and powder coated. Dimensions of portable, drilled design (W x D x H): 619 x 42 x 761 mm Dimensions fixed design (W x D x H): 500 x 42 x 1073 mm	Portable: 54826..* Fixed: 54827..*	
SCREW CONNECTION SET PIAZZA PLUS BENCH	Piazza Plus screw connection set, Comprising: 4x round head screws DIN 603 M10x100 A2-70 8x round head screws DIN 603 M10x60 A2-70 12x washers DIN 125 B 10.5 A2 12x hex nuts DIN934 M10 A2	5008262	
SIENA LEG 	L-shaped square leg, 50 x 50 mm. For fixed installation in foundations. Completely hot-dip galvanised (leg set - two legs) Dimensions (W x D x H): 250 x 50 x 730 mm Also in fixed design with base plate FFB 0/ FFP 150, Dimensions: 250 x 50 x 581 mm	Portable: 5423117 Fixed: 5485217 FFP 150: 5476117 Floor level 0: 5485317	
SCREW CONNECTION SET FOR SIENA BENCH		5008296	

BENCHES – SPARE PARTS




VISUALISATION	TECHNICAL DESCRIPTION	Article number	
 <p>SIENA METRO REST LEG SET</p>	<p>L-shaped square leg, 50 x 50 mm. For fixed installation in foundations. Completely hot-dip galvanised.</p> <p>Dimensions: (W x D x H): 50 x 140 x 1,170 mm</p>	5390117	
 <p>GROUND ANCHOR SET</p>	<p>Ground anchor set made of round tube, diameter 30 mm, using the ground anchor, all Erlau benches can be permanently cast in the foundation.</p> <p>Including anti-theft screw connection</p> <p>Dimensions (W x H): 30 x 300 mm</p>	5006938	
L-WRENCH SET	<p>Suitable for mounting benches, seating groups and ground anchors.</p> <p>Comprising:</p> <ul style="list-style-type: none"> 1x hex angled screwdriver size 7 1x Torx 40 angled screwdriver with hole 1x Torx 45 angled screwdriver with hole 	5007227	
 <p>WALL FIXING SET BENCHES</p>	Mounting brackets made of laser cut moulded part. Hot-dip galvanised + powder coated	55446.*	
 <p>WALL FIXING SET FOR BENCHES</p>	Mounting brackets made of laser cut moulded part. Made of stainless steel.	5007718	
 <p>WALL SUPPORT IROKO</p>	Seat for direct base mounting (e.g. on concrete), flexible use of existing structures, planks made of Iroko (FSC certified), dimensions: (W x D): 1,770 x 600mm	5008489	
 <p>WALL SUPPORT ROBINIA</p>	Seat for direct base mounting (e.g. on concrete), flexible use of existing structures, planks made of Robinia (FSC certified), dimensions: (W x D): 1,770 x 600mm	5008488	
 <p>WALL SUPPORT SAVANNA BAMBOO</p>	Seat for direct base mounting (e.g. on concrete), flexible use of existing structures, planks made of Savanna Bamboo (FSC certified), dimensions: (W x D): 1,770 x 600mm	5008487	
 <p>WALL SUPPORT DARK BAMBOO</p>	Seat for direct base mounting (e.g. on concrete), flexible use of existing structures, planks made of Dark Bamboo (FSC certified), dimensions: (W x D): 1,770 x 600mm	5008486	
ANTI-THEFT SCREW CONNECTION LEG/BENCH	<p>Comprising:</p> <ul style="list-style-type: none"> 2x locking screws Torx Pin M10x35 A2 (similar to ISO 7380) 12x washers DIN 125 B 10.5 A2 6x tear-off nuts M10 A2 	5007153	
RETROFIT SET	<p>Comprising:</p> <ul style="list-style-type: none"> 2x brackets, 2x fixing bars, 8x raised countersunk screws M10x30, 8x washers, 8 x M10 tear-off nuts <p>Fixing material for mounting on existing concrete legs is not included in the scope of delivery.</p>	5007159	
 <p>CONNECTING ROD FOR RETROFIT SET</p>	<p>Connecting rod made of laser-cut parts and tube 50 x 50 mm. Completely hot-dip galvanised. For stabilisation or support as a seat or table section.</p> <p>Dimensions (W x D x H): 1,750 x 160 x 61 mm</p>	5371617	
 <p>BACKREST TO DESIGN INDIVIDUALLY YOURSELF</p>	<p>Sandwich panel 1770x340 mm, front made of polycarbonate with digital print on the back, polycarbonate is characterised by high transparency, high heat resistance and very good impact resistance. Carrier board made of phenolic resin-coated birch plywood, glued to the surface for cooking and weatherproof purposes, thickness 18 mm. Phenolic resin film coating in a coating thickness of 120 g/m², colour similar to RAL 8022 (black brown). Film surface resistant to abrasion, moisture, common chemicals, as well as diluted acids and alkalis. Gluing complies with international standards: EN 314-2 / class 3 (exterior); DIN 68705-3 / BFU 100; BS 6566 part 8 / WBP. Cut edges sealed with boat varnish. Leg and insert to choose</p> <p>Print data requirements:</p> <p>Printable PDF (150-300 DPI), 1,772 x 342 mm.</p>	5008061	

SEATING SYSTEMS – SPARE PARTS



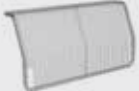








VISUALISATION	TECHNICAL DESCRIPTION	Article number	
MUNICH SEAT SHELL 	Frame made of laser cut moulded parts on the sides. Seat and backrest with full wire mesh. Grid 15 x 30 mm, wire thickness 3.3 mm. Top wires perpendicular to the seating direction. With two more compact grids for added stability. Wire ends enclosed in the ERLAU special profile. Vortex-sintered with Rilsan polyamide, min. coating thickness 350 µm Dimensions (W x D x H): 475 x 641 x 473 mm	53247 ..*	
TOPSIT WIRE MESH SEAT SHELL WITH BACKREST 	Frame made of laser cut moulded parts on the sides. Seat and backrest with full wire mesh. Grid 15 x 30 mm, wire thickness 4.0 mm. Top wires perpendicular to the seating direction. With two more compact grids for added stability. Wire ends enclosed in the ERLAU special profile. Vortex-sintered with Rilsan polyamide, min. coating thickness 350 µm Dimensions (W x D x H): 475 x 649 x 469 mm	53697 ..*	
TOPSIT PAGHOLZ SEAT SHELL WITH BACKREST 	Frame made of laser cut moulded parts on the sides. Seat and backrest with full Pagholz slats. Steel parts vortex-sintered with Rilsan polyamide, min. coating thickness 350 µm. Dimensions (W x D x H): 475 x 649 x 469 mm	53698 ..*	
TOPSIT WIRE MESH SEAT SHELL WITHOUT BACKREST 	Frame made of laser cut moulded parts on the sides. Seat surfaces with wire mesh. Grid 15 x 30 mm, wire thickness 4.0 mm. Wire thickness design with top wires perpendicular to the seating direction. With two more compact grids for added stability. Wire ends enclosed in the ERLAU special profile. Steel parts vortex-sintered with Rilsan polyamide, min. coating thickness 350 µm. Dimensions (W x D x H): 475 x 485 x 69 mm	53718 ..*	
TOPSIT PAGHOLZ SEAT SHELL WITHOUT BACKREST 	Frame made of laser cut moulded parts on the sides. Seat surfaces with full Pagholz slats. Steel parts vortex-sintered with Rilsan polyamide, min. coating thickness 350 µm. Dimensions (W x D x H): 475 x 485 x 69 mm	53719 ..*	
ARMREST TOPSIT WITH BACK- REST 	Topsit armrest, bevelled laser moulded part for attachment to Topsit seat shell with backrest. Hot-dip galvanised and powder coated. Dimensions (W x D x H): 30 x 390 x 252 mm	53561..*	
SCREW CONNECTION SET TOPSIT ARMREST	Comprising: 2x spacer sleeves 2x locking screws Torx PIN M8x50 A2-70 4x washers A2 4x hex nuts DIN 985 M8 A2	5007366	
ALLEGRO SEAT SHELL 	Seat and backrest with full wire mesh surface with round tube, diameter 30 mm. Grid 15 x 15 mm, wire thickness 3.3 mm. Top wires perpendicular to the seating direction. With two more compact grids for added stability. Vortex-sintered with Rilsan polyamide, min. coating thickness 350 µm. Dimensions (W x D x H): 450 x 597 x 448 mm	53696 ..*	
SEDIA SEAT SHELL 	Seat and backrest with wire mesh surface and round tube, diameter 25 mm. Grid 15 x 15 mm, wire thickness 3.3 mm. Top wires perpendicular to the seating direction. With two more compact grids for added stability. Vortex-sintered with Rilsan polyamide, min. coating thickness 350 µm. Dimensions (W x D x H): 445 x 431 x 293 mm	53710 ..*	
SEAT SHELL MULTI 	Seat and backrest with wire mesh surface and round tube, diameter 25 mm. Grid 15 x 15 mm, wire thickness 3.3 mm. With two more compact grids for added stability. Vortex-sintered with Rilsan polyamide, min. coating thickness 350 µm. Dimensions (W x D x H): 405 x 350 x 53 mm	53709 ..*	
ARMREST ALLEGRO 	Armrest Allegro made of round tube, for mounting on 50 x 50 mm substructure. Diameter 30 mm. Vortex-sintered with Rilsan polyamide, min. coating thickness 350 µm. Dimensions (W x D x H): 50 x 457 x 296 mm	53720 ..*	
FIXING SET FOR ALLEGRO ARMREST ON FRAME	Fixing set for Allegro armrest on frame, comprising: 2 x u-bolts M10, 4 x washers 4 x hex nuts M10, all parts made of stainless steel	5006940	
FRAME NOVA* 	Frame Nova 1-seater, 50 x 50 mm, with welded screw-on plates Frame Nova 2-seater, 50 x 50 mm, with welded screw-on plates Frame Nova 2.5-seater, 50 x 50 mm, with welded screw-on plates Frame Nova 3-seater, 50 x 50 mm, with welded screw-on plates Frame Nova 4-seater, 50 x 50 mm, with welded screw-on plates Frame Nova 1-seater, for radial design, 50 x 50 mm, with welded screw-on plates	54765..* 54766..* 54773..* 54753..* 54774..* 54775..*	

* All frames completely hot-dip galvanised and powder coated








SEATING SYSTEMS – SPARE PARTS

VISUALISATION	TECHNICAL DESCRIPTION	Article number	
VARI LEG PORTABLE 	Completely hot-dip galvanised with opening on both sides for variable frame alignment, base plate with mounting holes. Cover for fastening the die-cast aluminium frame with Erlau emblem. Dimensions (W x D x H): 119 x 500 x 395 mm, diameter of leg tube: 102 mm	5370017	
VARI LEG FIXED 	Completely hot-dip galvanised with opening on both sides For a variable frame alignment. Cover for fastening the die-cast aluminium frame with Erlau emblem. Dimensions (W x D x H): 119 x 744, diameter of leg tube: 102 mm	5370117	
NOVA SINGLE LEG, PORTABLE, DRILLED 	For portable installation at floor level 0 with mounting holes. Completely hot-dip galvanised and powder coated. Dimensions (W x D x H): 574 x 133 x 348 mm	53786..*	
NOVA DOUBLE LEG, PORTABLE, DRILLED 	Required for frame connection. For portable installation at floor level 0 with mounting holes. Completely hot-dip galvanised and powder coated. Dimensions (W x D x H): 574 x 200 x 348 mm	53787..*	
NOVA SINGLE LEG, FIXED DESIGN WITH BASE PLATE 	For fixed installation at floor level 0 with mounting holes. Completely hot-dip galvanised and powder coated. Dimensions (W x D x H): 200 x 150 x 348 mm	53784..*	
NOVA DOUBLE LEG, FIXED DESIGN WITH BASE PLATE 	Required for frame connection. For fixed installation at floor level 0 with mounting holes. Completely hot-dip galvanised and powder coated. Dimensions (W x D x H): 200 x 200 x 348 mm	53785..*	
NOVA SINGLE LEG, FIXED DESIGN 	For fixed installation in foundations. Completely hot-dip galvanised and powder coated Dimensions (W x D x H): 140 x 133 x 633 mm	53782..*	
NOVA DOUBLE LEG, FIXED DESIGN 	Required for frame connection. For fixed installation in foundations. Completely hot-dip galvanised and powder coated Dimensions (W x D x H): 140 x 200 x 633 mm	53783..*	
SCREW CONNECTION SET NOVA LEG / FRAME	Comprising: 7x cylinder head screws DIN7984 M10x30 A2-70 14x washers DIN 125 B 10.5 A2 7x hex nuts DIN934 M10 A2	5006966	
L-WRENCH SET	Suitable for mounting benches, seating groups and ground anchors. Comprising: 1x hex angled screwdriver SW7, 1x Torx 40 angled screwdriver with hole, 1x Torx 45 angled screwdriver with hole	5007227	
WALL MOUNTING SET SEAT SHELL 	Mounting brackets made of laser cut moulded part. Hot-dip galvanised and powder coated.	53745..*	
MASONRY FIXING SET SEAT SHELLS 	Mounting brackets made of laser cut moulded part. Made of stainless steel.	5007183	
SCREW CONNECTION SET SEAT / FRAME	Comprising: 4x hex screws DIN 933 M8x35 A2-70 8x washers A2 4x hex nuts DIN 934 M8 A2	5007229	

SEAT SYSTEMS – SPARE PARTS

VISUALISATION	TECHNICAL DESCRIPTION	Article number	
SEAT SECTION, STRAIGHT OLYMPIA 	2-seater, straight with knee roll (for design with backrest) made of steel tube and wire mesh, tube outer diameter 30 mm, wire thickness 3.3 mm, grid 15 x 15 mm, vortex-sintered in polyamide Rilsan at least 350 µm	51326 ..*	
SEAT SECTION, OUTER OLYMPIA 	1-seater, 30° curved, seat surface outward (for design with backrest) made of steel tube and wire mesh, tube outer diameter 30 mm, wire thickness 3.3 mm, grid 15 x 15 mm, vortex-sintered in polyamide Rilsan at least 350 µm	51330 ..*	
SEAT SECTION, INNER OLYMPIA 	1-seater, 30°, curved seat surface inward (for design with backrest) made of steel tube and wire mesh, tube outer diameter 30 mm, wire thickness 3.3 mm, grid 15 x 15 mm, vortex-sintered in polyamide Rilsan at least 350 µm	51328 ..*	
BACK SECTION, STRAIGHT OLYMPIA 	2-seater, straight with armrest made of steel tube and wire mesh, tube outer diameter 30 mm, wire thickness 3.3 mm, grid 15 x 15 mm, vortex-sintered in polyamide Rilsan at least 350 µm	51327 ..*	
BACK SECTION, OUTER OLYMPIA 	1-seater, 30° curved outward made of steel tube and wire mesh, tube outer diameter 30 mm, wire thickness 3.3 mm, grid 15 x 15 mm, vortex-sintered in polyamide Rilsan at least 350 µm	51331 ..*	
BACK SECTION, INNER OLYMPIA 	1-seater, 30° curved inward made of steel tube and wire mesh, tube outer diameter 30 mm, wire thickness 3.3 mm, grid 15 x 15 mm, sintered in polyamide Rilsan at least 350 µm	51329 ..*	
OUTER LEG, OLYMPIA 	Leg outer, straight, fixed, frameless, steel tube leg hot-dip galvanised and powder coated	51907 ..*	
LEG, CENTRE OLYMPIA 	Centre leg, straight, fixed, frameless Steel tube leg hot-dip galvanised and powder coated	51908 ..*	
OUTER LEG, OLYMPIA 	Leg outer, fixed with base plate steel tube leg hot-dip galvanised and powder coated	51949 ..*	
LEG, CENTRE OLYMPIA 	Centre leg, fixed with base plate Steel tube leg hot-dip galvanised and powder coated	51998 ..*	
RIGHT LEG, OLYMPIA 	Right leg, portable, frameless Steel tube leg hot-dip galvanised and powder coated	51892 ..*	
LEFT LEG, OLYMPIA 	Left leg, portable, frameless Steel tube leg hot-dip galvanised and powder coated	51891 ..*	
LEG, CENTRE OLYMPIA 	Centre leg, portable, frameless Steel tube leg hot-dip galvanised and powder coated	52001 ..*	
OLYMPIA CLAMPING LUG RESTORATION, SINGLE 	Galvanised and powder coated clamping lug	51938..*	
OLYMPIA CLAMPING LUG RESTORATION, DOUBLE 	Galvanised and powder coated clamping lug	51937..*	

SEAT & TABLE SYSTEMS – SPARE PARTS

VISUALISATION	TECHNICAL DESCRIPTION	Article number	
<p>HARMONY 180 SEAT ELEMENT WITH BACKREST</p> 	<p>Seat and backrest with full wire mesh surface with round tube, diameter 38 mm. Grid 15 x 15 mm, wire thickness 3.3 mm.</p> <p>Top wires perpendicular to the seating direction. With two more compact grids for visual seat separation and for added stability.</p> <p>Vortex-sintered with Rilsan polyamide, min. coating thickness 350 µm.</p> <p>Dimensions (W x D x H): 1,800 x 513 x 442 mm</p>	53653 ..*	
<p>SEAT/TABLE ELEMENT HARMONY 180</p> 	<p>Seat surface made from wire mesh and round tube, diameter 38 mm.</p> <p>Grid 15 x 15 mm, wire thickness 3.3 mm.</p> <p>Top wires perpendicular to the seating direction.</p> <p>With two more compact grids for visual seat separation and for added stability.</p> <p>Vortex-sintered with Rilsan polyamide, min. coating thickness 350 µm.</p> <p>Dimensions (W x D x H): 1,800 x 430 x 48 mm</p>	53656 ..*	
<p>SEAT ELEMENT STYLE 180 WITH BACKREST</p> 	<p>Frame made from laser cut moulded parts and round tube 38 mm.</p> <p>Vortex-sintered with Rilsan polyamide, min. coating thickness 350 µm.</p> <p>Dimensions (W x D x H): 1,800 x 521 x 449 mm</p>	54828 ..*	
<p>SEAT/TABLE ELEMENT STYLE 180</p> 	<p>Frame made from laser cut moulded parts and round tube 38 mm.</p> <p>Vortex-sintered with Rilsan polyamide, min. coating thickness 350 µm.</p> <p>Dimensions (W x D x H): 1,800 x 436 x 47 mm</p>	54829 ..*	
<p>SEAT/TABLE ELEMENT SOLID TOP NARROW</p> 	<p>Solid top made of pressed melamine resin-coated decor paper and 50 - 60 phenolic resin-impregnated core layers.</p> <p>With pressed-on overlay. Design: Ceramico.</p> <p>Raw density of 1,350 kg/m³.</p> <p>Dimensions (W x D x H): 1,800 x 430 x 13 mm</p>	5006973	
<p>TABLE ELEMENT SOLID TOP WIDE</p> 	<p>Solid top made of pressed melamine resin-coated decor paper and 50 - 60 phenolic resin-impregnated core layers.</p> <p>With pressed-on overlay. Design: Ceramico.</p> <p>Raw density of 1,350 kg/m³.</p> <p>Dimensions (W x D x H): 1,800 x 770 x 13 mm</p>	5006972	
<p>CONNECTING ROD</p> 	<p>Connecting rod for solid top made of laser-cut parts and tube 50 x 50 mm, completely hot-dip galvanised. For stabilisation or support of the solid top as a seat or table section.</p> <p>Dimensions (W x D x H): 1,750 x 160 x 61 mm</p>	5371617 (2x for a wide top)	
<p>HARMONY 180 WIDE TABLETOP</p> 	<p>Table surface made from wire mesh and round tube, diameter 38 mm.</p> <p>Grid 15 x 15 mm, wire thickness 3.5 mm.</p> <p>With two more compact grids for visual seat separation and for added stability. Vortex-sintered with Rilsan polyamide, min. coating thickness 350 µm.</p> <p>Dimensions (W x D x H): 1,800 x 770 x 44 mm</p>	53721..*	
<p>STYLE 180 TABLE ELEMENT, WIDE</p> 	<p>Frame made from laser cut moulded parts and round tube 38 mm.</p> <p>Vortex-sintered with Rilsan polyamide, min. coating thickness 350 µm.</p> <p>Dimensions (W x D x H): 1,800 x 790 x 51 mm</p>	54830..*	

SEAT & TABLE SYSTEMS – SPARE PARTS










VISUALISATION	TECHNICAL DESCRIPTION	Article number	
<p>STYLE 180 MESH INSERT</p> 	<p>Inlay made of wire mesh as seat and/or backrest surfaces with full wire mesh. Grid 15 x 30 mm, wire thickness 4.0 mm. Top wires perpendicular to the seating direction. With three more compact grids for added stability. Wire ends bevelled. Vortex-sintered with Rilsan polyamide, min. coating thickness 350 µm.</p> <p>Dimensions (L x H x D): 1,771 x 345 x 38 mm</p>	53661 ..*	
<p>SCREW CONNECTION SET MESH INSERT</p>	<p>Comprising:</p> <p>6x raised countersunk screws M6x25 A2</p> <p>6x washers DIN 9021 6.4 A2</p>	5006965	
<p>PAGHOLZ INSERT STYLE 180</p> 	<p>Wood plank insert made of resin-impregnated and cross-glued laminated veneer timber from local beech. For screw connection as a seat and/or backrest.</p> <p>Dimensions (L x D x H): 1,770 x 340 x 40 mm, width of one plank 100 mm</p>	5006873	
<p>DARK BAMBOO INSERT STYLE 180</p> 	<p>Fibre Dark Bamboo planks. For screw connection as a seat and/or backrest.</p> <p>Dimensions (L x D x H): 1,770 x 340 x 40 mm, width of one plank 100 mm</p>	5006870	
<p>SAVANNA BAMBOO INSERT STYLE 180</p> 	<p>Planks made from fibre bamboo. For screw connection as a seat and/or backrest.</p> <p>Dimensions (L x D x H): 1,770 x 340 x 40 mm, width of one plank 100 mm</p>	5008312	
<p>ACCOYA INSERT STYLE 180</p> 	<p>Accoya planks. For screw connection as a seat and/or backrest.</p> <p>Dimensions (L x D x H): 1,770 x 340 x 40 mm, width of one plank 100 mm</p>	5008063	
<p>RECYCLED PLASTIC INSERT STYLE 180</p> 	<p>Planks made of recycled plastic, reinforced solid material, maintenance-free, weather-resistant. For screw connection as a seat and/or backrest.</p> <p>Dimensions (L x D x H): 1,770 x 340 x 40 mm, width of one plank 100 mm</p>	5006872	
<p>PARADOR LEG SET</p> 	<p>Parador leg set, set of two legs, portable, drilled, made of round tube, diameter 38 mm, completely hot-dip galvanised.</p> <p>Dimensions of leg (W x D x H): 38 x 952 x 685 mm</p>	5367117	
<p>BAMBINO LEG SET</p> 	<p>Bambino leg set, set of two legs, portable, drilled, made of round tube, diameter 38 mm, completely hot-dip galvanised.</p> <p>Dimensions of leg (W x D x H): 38 x 952 x 485 mm</p>	5367317	
<p>SCREW CONNECTION SET PARADOR / BAMBINO</p>	<p>Comprising:</p> <p>16x round head screws DIN 603 M10x55 A2-70</p> <p>6x round head screws DIN 603 M10x90 A2-70</p> <p>28x washers DIN 125 B 10.5 A2</p> <p>20x hex nuts DIN934 M10 A2</p>	5007002	
<p>STRUT TZN 1,800 MM</p> 	<p>Struts made of round tube, 38 mm, completely hot-dip galvanised.</p> <p>Dimensions (W x D x H): 1,725 x 38 x 65 mm</p>	5367217	
<p>STRUT TZN 1,200 MM</p>	<p>Struts made of round tube, 38 mm, completely hot-dip galvanised.</p> <p>Dimensions (W x D x H): 1,125 x 38 x 65 mm</p>	5399917	
<p>STRUT, COATED 1,800 MM</p>	<p>Struts made of round tube, 38 mm, completely hot-dip galvanised and coated.</p> <p>Dimensions (W x D x H): 1,725 x 38 x 65 mm</p>	53672..*	
<p>STRUT, COATED 1,200 MM</p>	<p>Struts made of round tube, 38 mm, completely hot-dip galvanised and coated.</p> <p>Dimensions (W x D x H): 1,125 x 38 x 65 mm</p>	53999..*	

TABLE SYSTEMS – SPARE PARTS






VISUALISATION	TECHNICAL DESCRIPTION	Article number	
GROUND ANCHOR SET 	Ground anchor set made of round tube, diameter 30 mm, using the ground anchor, all Erlau seat-table combinations can be permanently cast in the foundation. Including anti-theft screw connection. Dimensions (W x H): 30 x 300 mm	5006938	
L-WRENCH SET	Suitable for mounting benches, seating groups and ground anchors. Comprising: 1x hex angled screwdriver size 7 1x Torx 40 angled screwdriver with hole; 1x Torx 45 angled screwdriver with hole	5007227	
TEAR-OFF NUT SET	Comprising: 14x tear-off nuts M10 A2	5007154	
SOLID TOP WIDE 	Solid top made of pressed melamine resin-coated decor paper and 50 - 60 phenolic resin-impregnated core layers. With pressed-on overlay. Design: Ceramico. Raw density of 1,350 kg/m³. Dimensions (W x D x H): 1,800 x 770 x 13 mm	5006972	
CONNECTING ROD 	Connecting rod for solid top made of laser-cut parts and tube 50 x 50 mm, completely hot-dip galvanised. For stabilisation or to support the solid top as a seat or table section. Dimensions (W x D x H): 1,750 x 160 x 61 mm	2 x 5371617	
COATED CONNECTING ROD	Connecting rod for solid top made of laser-cut parts and tube 50 x 50 mm, completely hot-dip galvanised and coated. For stabilisation or to support the solid top as a seat or table section. Dimensions (W x D x H): 1,750 x 160 x 61 mm	53716..*	
HARMONY 180 WIDE 	Table surface made from wire mesh and round tube, diameter 38 mm. Grid 15 x 15 mm, wire thickness 3.3 mm. With two more compact grids for visual seat separation and for added stability. Vortex-sintered with Rilsan polyamide, min. coating thickness 350 µm. Dimensions (W x D x H): 1,800 x 770 x 48 mm	53721..*	
HARMONY 120 WIDE 	Table surface made from wire mesh and round tube, diameter 38 mm. Grid 15 x 15 mm, wire thickness 3.3 mm. With two more compact grids for visual seat separation and for added stability. Vortex-sintered with Rilsan polyamide, min. coating thickness 350 µm. Dimensions (W x D x H): 1,200 x 770 x 48 mm	54087..*	
STYLE 180 TABLE ELEMENT, WIDE 	Frame made from laser cut moulded parts and round tube 38 mm. Vortex-sintered with Rilsan polyamide, min. coating thickness 350 µm. Dimensions (W x D x H): 1,800 x 790 x 51 mm	54830..*	
PORTABLE TABULA LEG, DRILLED 	Tabula leg, set of four leg sections, portable, drilled, made of round tube, diameter 38 mm, completely hot-dip galvanised and powder coated. Dimensions of leg (W x D x H): 38 x 348 x 686 mm	54831..*	
TABULA LEG, FIXED 	Tabula leg, set of four leg sections, fixed, made of round tube, diameter 38 mm, completely hot-dip galvanised and powder coated. Dimensions of leg (W x D x H): 38 x 316 x 955 mm	54832..*	
SCREW CONNECTION SET TABULA	Comprising: 16x round head screws DIN 603 M10x55 A2-70 6x round head screws DIN 603 M10x90 A2-70 28x washers DIN 125 B 10.5 A2 20x hex nuts DIN934 M10 A2	5007002	
SIENA MAXI LEG 	Siena Maxi leg, set of four leg sections, L-shaped square leg, 50 x 50 mm. For fixed installation in foundations. Completely hot-dip galvanised. Dimensions (W x D x H): 250 x 50 x 1000 mm Variant FP 150 Dimensions (W x D x H): 250 x 50 x 836 mm Variant FP 0	5373117 5373217 5387217	
SCREW CONNECTION SET FOR SIENA TABLE		5008296	

TABLE SYSTEMS – SPARE PARTS










VISUALISATION	TECHNICAL DESCRIPTION	Article number	
<p>QUADRI MAXI PORTABLE LEG</p> 	<p>Leg made of laser cut moulded part. In angled and rectangular design. For portable installation at floor level 0. Anti-theft anchorage without any problems using built-in mounting holes. Floor anchors for casting in the foundation are optionally available at an additional cost. Completely hot-dip galvanised and powder coated.</p> <p>The Quadri Maxi leg cannot be combined with the tabletop 5006972.</p> <p>Dimensions (W x H): 430 x 730 mm</p> <p>The adapter set (5006953) is required for fixing.</p>	53829..*	
<p>SCREW CONNECTION SET QUADRI MAXI LEG</p>	<p>Comprising:</p> <p>8x cylinder head screw DIN7984 M10x30 A2-70</p> <p>16x washers DIN 125 B 10.5 A2</p> <p>8x hex nuts DIN934 M10 A2</p>	5007349	
<p>PRIMAVERA MAXI LEG</p> 	<p>V-shaped round tube leg, diameter 38 mm. Portable including fixing holes (must be anchored).</p> <p>For fixing, the adapter set (5006953) is required.</p>	53869..*	
<p>SCREW CONNECTION SET LEG/TABLE</p>	<p>Comprising:</p> <p>7x cylinder head screws DIN7984 M10x30 A2-70</p> <p>14x washers DIN 125 B 10.5 A2</p> <p>7x hex nuts DIN934 M10 A2</p>	5006966	
<p>STYLE 180 MESH INSERT</p> 	<p>Inlay made of wire mesh as seat and/or backrest surfaces with full wire mesh. Grid 15 x 30 mm, wire thickness 4.0 mm. Top wires perpendicular to the seating direction. With three more compact grids for visual seat separation and for added stability. Wire ends bevelled. Vortex-sintered with Rilsan polyamide, min. coating thickness 350 µm.</p> <p>Dimensions (L x D x H): 1,771 x 345 x 38 mm</p>	53661 ..*	
<p>MESH INSERT SCREW CONNECTION SET</p>	<p>Comprising:</p> <p>6x raised countersunk screws M6x25 A2</p> <p>6x washers DIN 9021 6.4 A2</p>	5006965	
<p>PAGHOLZ INSERT STYLE 180</p> 	<p>Wood plank insert made of resin-impregnated and cross-glued laminated veneer timber from local beech. For screw connection as a seat and/or backrest.</p> <p>Dimensions (L x D x H): 1,770 x 340 x 40 mm, width of one plank 100 mm</p>	5006873	
<p>BAMBOO INSERT SAVANNA STYLE 180</p> 	<p>Planks made from fibre bamboo.</p> <p>For screw connection as a seat and/or backrest.</p> <p>Dimensions (L x H x D): 1,770 x 340 x 40 mm, width of one plank 100 mm</p>	5008312	
<p>BAMBOO INSERT DARK STYLE 180</p> 	<p>Planks made from fibre bamboo.</p> <p>For screw connection as a seat and/or backrest.</p> <p>Dimensions (L x H x D): 1,770 x 340 x 40 mm, width of one plank 100 mm</p>	5006870	
<p>ACCOYA INSERT STYLE 180</p> 	<p>Accoya planks. For screw connection as a seat and/or backrest.</p> <p>Dimensions (L x D x H): 1,770 x 340 x 40 mm, width of one plank 100 mm</p>	5008063	
<p>RECYCLED PLASTIC INSERT STYLE 180</p> 	<p>Planks made of recycled plastic, reinforced solid material, maintenance-free, weather-resistant.</p> <p>For screw connection as a seat and/or backrest.</p> <p>Dimensions (L x D x H): 1,770 x 340 x 40 mm, width of one plank 100 mm</p>	5006872	

TABLE SYSTEMS – SPARE PARTS

VISUALISATION	TECHNICAL DESCRIPTION	Article number	
STRUT TZN 1,800 MM 	Struts made of round tube, 38 mm, completely hot-dip galvanised. Dimensions (W x D x H): 1,725 x 38 x 65 mm	5367217	
STRUT TZN 1,200 MM	Struts made of round tube, 38 mm, completely hot-dip galvanised. Dimensions (W x D x H): 1,125 x 38 x 65 mm	5399917	
STRUT, COATED 1,800 MM	Struts made of round tube, 38 mm, completely hot-dip galvanised and coated. Dimensions (W x D x H): 1,725 x 38 x 65 mm	53672..*	
STRUT, COATED 1,200 MM	Struts made of round tube, 38 mm, completely hot-dip galvanised and coated. Dimensions (W x D x H): 1,125 x 38 x 65 mm	53999..*	
TEAR-OFF NUT SET	Comprising: 14x tear-off nuts M10 A2	5007154	
SCREW CONNECTION SET LEG/TABLE	Comprising: 4x hex screws DIN 933 M8x35 A2-70 8x washers A2 4x hex nuts DIN 934 M8 A2	5007229	
PEDALO DUO REPAIR SET	Pedalo Duo repair set Individual gripper part (knob)	5330817 5008315	





WIRE MESH ADVANTAGES

Transparency and stability.

The traditional feature of many items of Erlau furniture is our wire mesh. It has been manufactured in Aalen for over 50 years in the highest quality – from drawing the wire to the finished product. It is also possible to design special features such as our “grid compaction” in places where less transparency but more stability is desired.



NON-POROUS, SMOOTH SURFACE MADE OF RILSAN WITH ANTI-GRAFFITI COATING



- Vandalism-resistant
- Dirt beads off or simply flows off when it rains, therefore ensuring optimum cleaning
- Extremely quick drying and therefore always ready to use
- Paints, varnishes, resins and adhesives are simply wiped off
- Weather-resistant
- Anti-rust guarantee
- Our coating thickness of 350 µm creates thermal insulation that ensures a pleasant seating temperature all year round
- Extra stability thanks to compact grid



PAGHOLZ[®] ADVANTAGES

Durability and quality.

In order to be able to meet the high requirements for longevity and quality when using wood, we use the brand product Pagholz[®]. This is a resin-soaked plywood made of very thin, cross-glued veneers of local beech.



SHINY, STURDY SURFACE



- FSC certified
- Flame retardant. According to DIN EN 13501-1 C-s1-d0
- Resistant to chemicals and solvents, therefore making it easy to clean
- Does not absorb moisture, so can be used quickly even after a downpour
- Combines the aesthetics and warmth of wood with the durability of steel – and is also flexible and particularly durable
- Easy-care: Depending on the weather conditions, it is sufficient to maintain the Pagholz with "Osmo" UV protection oil approximately once a year in order to maintain the shiny surface.
- Vandalism-resistant



DARK BAMBOO ADVANTAGES

Hardness and tensile strength

Bamboo has been of great importance to the Chinese for thousands of years as a raw material and building material, and in Europe it is becoming increasingly important due to its positive properties.



SUSTAINABILITY



- Bamboo is shred and carbonised “boiled”, thereby removing sugar content and thus also the breeding ground for micro-organisms and substance-destroying fungi
- Compression of the fibres with glue under extremely high pressure and heat results in a high density, therefore making it extremely durable and resistant to vandalism
- Reduced water absorption
- Shrinkage and swelling behaviour tends towards zero
- Resistant to heat and frost
- Durability class 1 (very good)
- Fire behaviour according to B-s1-d0 (EN 13501-1) (flame retardant)

SAVANNA BAMBOO ADVANTAGES

Bamboo is characterised by an enormous hardness and tensile strength while at the same time high elasticity - an equally rare and advantageous combination. It grows as much as 30 cm per day and can be cut down after only 5 years, making it an extremely sustainable raw material.



SUSTAINABILITY



- High-density, millimetre-fine bamboo strips
- Weather-resistant
- Regular cleaning and care with thin-layer glaze maintain the original appearance. Alternatively, aesthetic greying occurs over time
- Highest durability class 1 (very good)
- Usage class 4
- Fire behaviour according to B-s1-d0 (EN 13501-1) (flame retardant)



RECYCLED PLASTIC ADVANTAGES

Innovation and sustainability

Innovative material made from recycled plastic products, especially secondary raw materials derived from production or consumer waste. This results in an impressively resilient and robust material. Steel reinforcements make the planks sturdy.



MAINTENANCE-FREE



- Moisture repellent, no water absorption, quick drying
- Maintenance-free: no investment required such as painting, varnishing or sanding
- Long period of use
- Resistant to oils, lyes, acids and salt water
- Vandalism-resistant and sturdy thanks to steel reinforcement
- UV-resistant
- The material consists of secondary plastics, explicitly polyolefin mixtures (mixture of polyethylene (LDPE/HDPE) and polypropylene (PP)) with a material purity > 95 %. This protects environmental resources.



ACCOYA® ADVANTAGES

Accoya® is wood – but even more resilient.

The sustainable Pinus Radiata (jaw) is modified by acetylation from the surface to the core. The result is a durable, stable and beautiful solid wood that has similar properties to many tropical woods, but also meets the highest environmental standards. Accoya® is particularly easy to care for and still retains its natural beauty.



DURABLE




- Durable, stable and beautiful solid wood
- FSC certified
- Cradle to Cradle Gold certified
- Ideal for use in playgrounds and play equipment made of wood
- Accoya® heats up to a maximum of 43°C in direct sunlight
- Highest durability class 1 (very good)
- Fire behaviour according to DIN EN 13501-1 D-s2-d0



IROKO ADVANTAGES

Durable and elegant.

Also known as African teak or kambala, the Iroko wood comes from Central Africa and is characterised by its extreme resistance to pressure, moisture and pests. This makes it perfect for use outdoors. The gold-brown shimmering, high-contrast grained wood is almost knotless and has a very elegant look.



FIXED & AESTHETIC



- FSC certified
- Natural permanent durability (class 1 - 2)
- Weather-resistant
- Great hardness and extreme resilience
- Elegant look



ROBINIA ADVANTAGES

A proven classic for open spaces.

Also known as false acacia, robinia is particularly suitable for outdoor use due to its naturally high durability and can also withstand even heavy stresses. As a material, robinia is sustainable and reliable not only for playgrounds but also for outdoor furniture.




TIMELESS & BEAUTIFUL



- FSC certified
- Renewable raw material (up to 30 m)
- The most weather-resistant wood in Europe
- Decorative and resilient
- Matt silky sheen
- Durability class 1- 2

10 REASONS TO CHOOSE...



- Thanks to our modular system, you can combine the legs and seats or our different materials to your taste.
- Individual design of benches, tables, seat-table combinations and waste containers.
- Seat angle adjustable.



- The Erlau furniture is partially vortex-sintered and has an extreme layer thickness of 350 µm.
- This makes the surface water-repellent.
- For use all year round thanks to thermo-insulation.



- When designing our products, we pay attention to the best possible protection against deliberate destruction: Grid-compacted wire mesh seat and back surfaces and wire ends, some of which are enclosed in special profiles, prevent deliberate lifting.
- The metal frame bezel withstands extreme stress and protects against impact damage.



- The water-repellent surface acts against corrosion.
- We therefore offer you a 10-year anti-rust guarantee.



- To protect your furniture in the best possible way, Erlau gives you an anti-graffiti coating in the standard colours 1.
- This makes it easy to wipe all kinds of graffiti with biodegradable paint removers.

...ERLAU OUTDOOR FURNITURE



- Premium raw materials.
- The materials used at ERLAU satisfy the highest quality standards in terms of sustainability, environmental friendliness and durability.



- The open wire mesh structure and smooth surface do not allow any water-logging or moisture.
- Thanks to the non-porous, smooth surface made of Rilsan, optimal cleaning is possible – even with a high-pressure cleaner. The susceptibility to dirt is also very low. A cleaning effect is achieved when it rains.



- Save with Erlau! The high quality and properties of Erlau products ensure durability and stability.
- As a result, you will need far fewer repairs / new purchases and therefore less financial expenses.



- Standardised interfaces allow easy assembly.
- If necessary, individual components can be replaced without great effort.



- The highest quality of the materials and precision in production at our plant in Aalen ensure good stability in our furniture.
- Various manufacturing processes, such as our compact grid for wire mesh, also have a positive effect on stability.

GUARANTEED QUALITY

OUR ERLAU WARRANTY CONDITIONS:

Erlau provides a warranty on hot-dip galvanised products against rusting through from the inside and outside. Accordingly, damages caused by external effects, such as impacts by foreign objects, scratches, dents, dings, caustic substances or substances containing solvents, etc. are excluded. Likewise, damages caused by natural wear and tear are excluded. The rust warranty does not apply if the equipment has been exposed to atmospheres containing salt or chlorine, or if they come into contact with de-icing salt.

Erlau reserves the right to restrict the rust warranty depending on the planned usage location. Therefore, the customer is obligated to inform the issuer of the warranty where the product will be used, and of any expected special loads it will be exposed to.

In order for this warranty to apply, the product must undergo regular visual inspections and any damages found must be corrected. Damages to the paint or galvanising must be repaired promptly and professionally. The repairs must be documented. The rust warranty will be null and void for repaired areas for 30 cm around the repaired damage. The provider of the warranty must be informed promptly at the first sign of rusting through from the inside to the outside, such as if bubbles form. The provider of the warranty must be permitted to take measures to prevent further damage, however the provider is not obligated to do so.

The production company grants a 5 year warranty on Pagholz. Furnishings exposed to the weather must be serviced regularly according to our recommendations. This servicing must also be documented.

The warranty does not cover damages and unnatural wear and tear due to external influences or improper use.

The warranty only covers repair or replacements of damaged parts, including transportation costs, as well as customary wages for a professional technician. The provider of the warranty is not obligated to perform work, but can require that work be performed by it or by a third party commissioned by it.

If work is not performed or commissioned by the provider of the warranty, it must be approved by the provider of the warranty before it is commissioned by submitting a cost estimate. The warranty will be null and void in case of improper use, improper setup or disassembly, improper transport and/or improper storage. The warranty provider must be informed if the usage location changes or the equipment is sold. The warranty provider may restrict or revoke the warranty in full in this case.

There are no further warranty claims or claims for damages.

ERLAU

DELIVERY AND PAYMENT CONDITIONS:

All prices are in EURO per item plus VAT. Delivery ex works Aalen on the basis of our General Terms and Conditions of Sale (GTC).

These can be found online at www.erlau.com, subject to meeting the conditions of our commercial credit insurance.

Our invoices are payable within 30 days without deduction.

Shipments are completed at the cost and risk of the purchaser. Complaints of any kind will only be considered within 14 days after receipt of the goods. Immediately upon receipt of the goods, the recipient shall inspect them both quantitatively and qualitatively to determine whether they deviate from the contractually agreed quality. You must notify us in writing of any obvious defects within 14 days of receiving the goods. You must notify us in writing of any non-obvious defects as soon as they become apparent and within max. 6 months of receiving the goods. Damages present at the time of delivery must be documented.

For closed shipments up to a net invoice value of EUR 8,000, we will charge 10 % freight on the net value of goods (if received within Germany). For orders over a net value of goods of EUR 8,000, we will complete the delivery free of charge.

We will charge 5% of the net value of goods for closed shipments (within Germany) on orders placed in the e shop up to a net value of 8,000 EUR. Freight prices will be offered and charged individually for shipments outside of the German mainland.

Special services such as express delivery or delivery using a lifting platform are available for an extra charge.

The packaging will neither be charged nor taken back; seaworthy packaging, however, will always be invoiced.

Within the Federal Republic of Germany, our packaging can be registered for collection with Interseroh.

All prices do not include installation, excavation or concrete work. Upon request, installation can be completed by our installers, for reimbursement of any costs incurred. Detailed instructions are available for installation by the client. Excavation and concrete work must always be completed on site according to our provided dimensions. Unloading and/or dividing up the ordered goods to individual floors, storage locations and parking spaces is not part of our scope of services.

We exclude the return of goods without our express consent.

If we agree to take back goods, only our return notes are to be used.

AALEN AND THE WORLD

PROJECT FACILITIES AROUND THE GLOBE



Student services Mannheim



Ochsegarten, Nattheim



Metro station, Espoo, Finland



Jewish cemetery, Mannheim



Himmelsschauplatz, community of Künzell



Polytechnic college, Aalen

GERMANY, AUSTRIA, SWITZERLAND

- Deutsche Bahn
- Stuttgart airport, car park/bus stops
- Hamburg rail
- Berlin transport
- Cologne transport
- Dresden transport
- Autobahn GmbH
- SAP headquarters, Walldorf
- Audi, Ingolstadt / Neckarsulm
- BMW Group, Munich
- Siemens AG, Nürnberg
- TOTAL Deutschland GmbH, Berlin
- Festo AG & Co. KG, Esslingen
- Bosch Siemens Hausgeräte GmbH, Dillingen
- University of Koblenz
- University of Bayreuth
- University of Magdeburg
- Student services Ulm
- Vonovia residential service
- Wogetra eG, Leipzig
- Städtische Wohnungsbau GmbH, Göttingen
- EDEKA stores
- Zeiss AG, Oberkochen
- Alfred Kärcher, Obersontheim
- Bosch Group
- Trigema, Burladingen
- Penny-Markt GmbH, Norderstedt
- Ravensburger Spieleland, Ravensburg
- Schwarzwald leisure pool, Titi-see-Neustadt
- Fächerbad, Karlsruhe
- University of Hannover
- University of Potsdam
- Olympiapark, Munich
- Pedestrianised zone Königstraße, Stuttgart
- Park cemetery, Essen
- Alla Hopp complex, Sinsheim
- Town hall square, Wörth
- Caritas retirement home St. Josef, Nuremberg
- Caritas archdiocese, Paderborn
- US Army European Command, Wiesbaden
- Public space, Munich
- DRK state school BW
- Vier.Jahreszeiten-Park, Oelde
- Johannesbad Therme, Bad Füssing
- State horticultural show, Bad Dürrenberg
- Luisenpark, Mannheim
- Tesla, Grünheide
- Pflanzen un Blumen, Hamburg
- Berlin-Lichtenberg district authority
- Forest swimming pool, Buchen
- Austrian railways (ÖBB)
- Asfinag, service stations Austria
- Minimundus, Klagenfurt

- BMW Motors, Steyr
- Magistrate, Vienna
- Krankenhaus der Barmherzigen Brüder hospital, Salzburg
- Rankweil, rail, Austria
- Public space, Salzburg
- ZB: Swiss central railways, Switzerland
- Upper Bern railways
- Regional transport Bern
- Solothurn RBS
- Community of Münsingen, Switzerland
- Town of Dietikon
- Senior citizens centre Oberburg
- Entlisberg care centre, city of Zürich

WORLDWIDE

- Leinelä station, Kehärata, Finland
- Jorv hospital, Espoo, Finland
- Gosport Borough Council, UK
- East Midland Trains, UK
- Olympia Exhibition Centre, London, UK
- Morrisons Supermarket, Edgware Road, London, UK
- Dublin Dockland Authority, Dublin, Ireland
- Immigration Department, Hong Kong
- Swartnoz airport, Jerewan, Armenia
- Bosch, Dubai
- Ole Bulls Plass, Bergen, Norway
- Park complex, Niederanven, Luxembourg
- Metrolinx, Canada
- Doctors promenade, Falkenberg, Sweden
- National Air & Space Museum, Washington, USA
- Derby Station, rail, England
- East Midlands, rail, England
- Metrolinx, rail, Canada
- Riverside Park, USA
- Eppan, bicycle box, Italy
- Brixen, bicycle box, Italy
- Lavender farm Brixen, Italy
- Rovereto bicycle box, Italy
- Olympic village lawn Antholz, Italy
- Genoa, railway, Italy
- International English School, Växjö, Sweden
- Eskilstuna school, Sweden
- Espoo rail, Finland



YOUR PROJECT

ARE IN GOOD HANDS WITH US!





Do you need help with
planning? Just give us a call,
and we will be happy to assist.

ERLAU®

EINE MARKE DER RUD GRUPPE



CONTACT DETAILS

We are happy to help.

GERMANY

RUD Ketten
Rieger & Dietz GmbH & Co. KG
Friedensinsel, 73432 Aalen,
Germany
Tel. +49 7361 504-0
Fax +49 7361 504-3017
objekteinrichtung@erlau.com
www.erlau.de
shop.erlau.com

SWITZERLAND

ERLAU Schweiz AG
Florastrasse 14
8610 Uster, Switzerland
Tel. +41 43 466 94 58

info@erlau.ch
www.erlau.ch

AUSTRIA

ERLAU in Österreich GmbH
Pfongauer Straße 67
5202 Neumarkt, Austria
Tel. +43 6216 9000
Fax: +43 6216 9000-88
info@erlau.at
www.erlau.at

ITALY

SEDO
Julius-Durst 66
39042 Brixen (BZ), Südtirol
Tel. +39 0472 971141
Fax: +39 0472 201148
info@sedo-bz.com
www.sedo-bz.com

A group company

